



**VASAVI COLLEGE OF ENGINEERING**  
**(Autonomous)**  
**Ibrahimbagh, Hyderabad -500 031**

**Report on Students Satisfaction Survey (SSS) for the A.Y. 2023-24**

Vasavi College of Engineering (VCE) operates with a built-in closed-loop system that facilitates continuous self-improvement through regular feedback and surveys. One such initiative is the Students Satisfaction Survey (SSS), which incorporates the NAAC-recommended questionnaire. The following outlines the organization of the survey, its guidelines, the questionnaire, and the results.

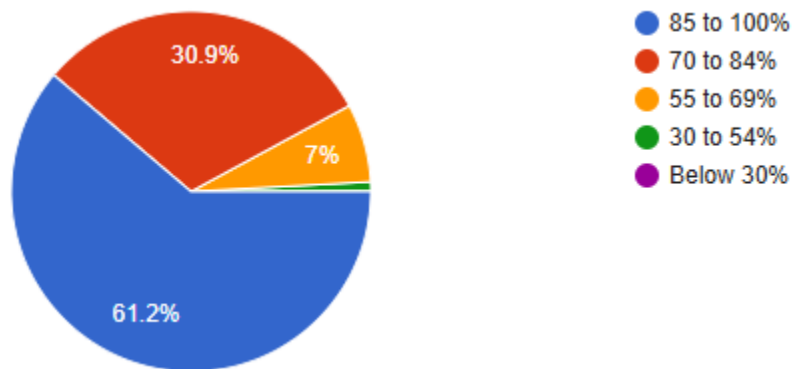
**Student Satisfaction Survey Key Indicator - 2.7.1 Under Criterion II of Teaching – Learning and Evaluation (Includes the questionnaire suggested by National Assessment and Accreditation Council (NAAC))**

Instructions to fill out the questionnaire.

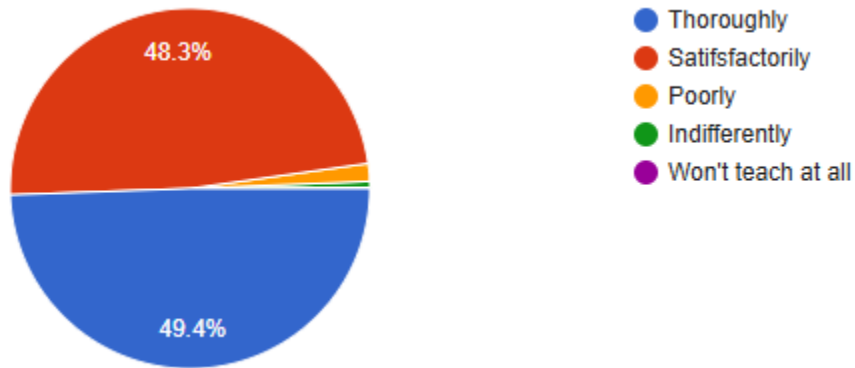
- All questions should be compulsorily attempted.
- Each question has five responses, choose the most appropriate one.

The responses given by the students for the questionnaire provided to the students are given below.

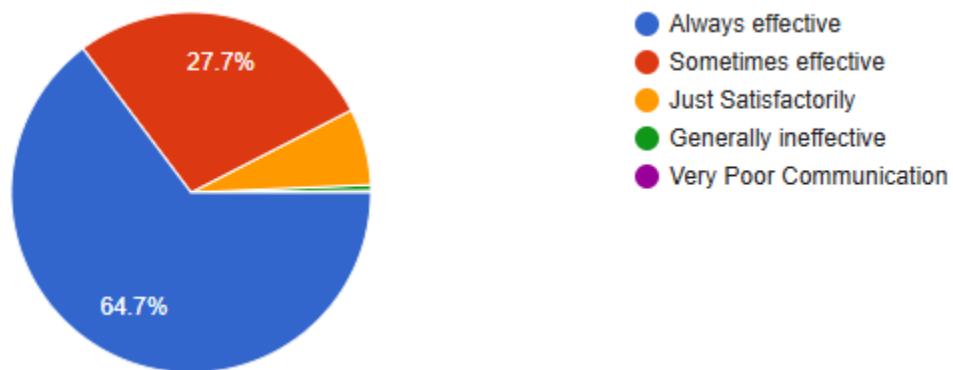
1. How much of the syllabus was covered in the class?



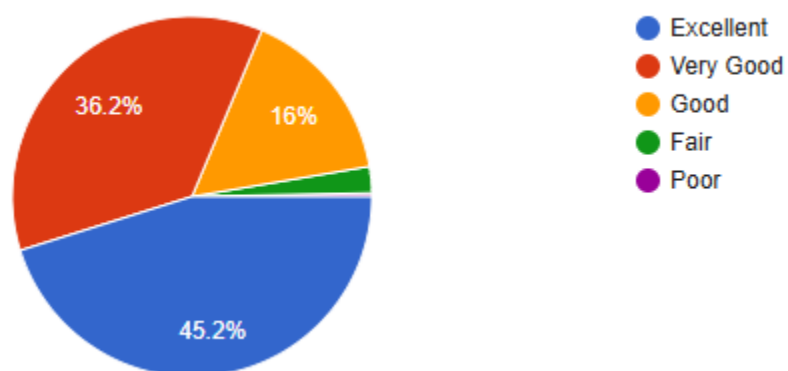
2. How well did the teachers prepare for the classes?



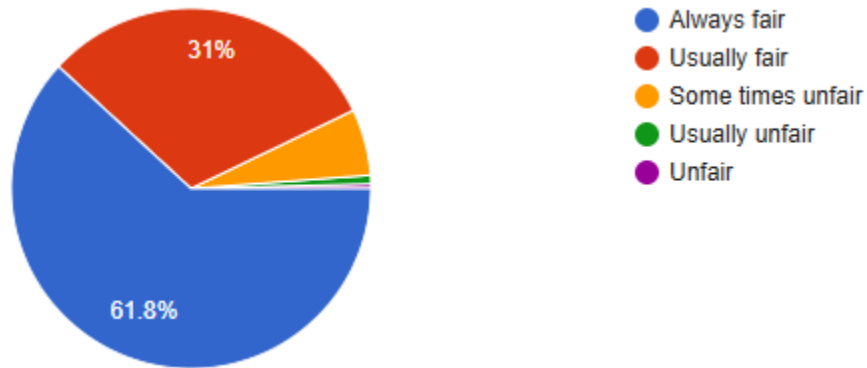
3. How well were the teachers able to communicate?



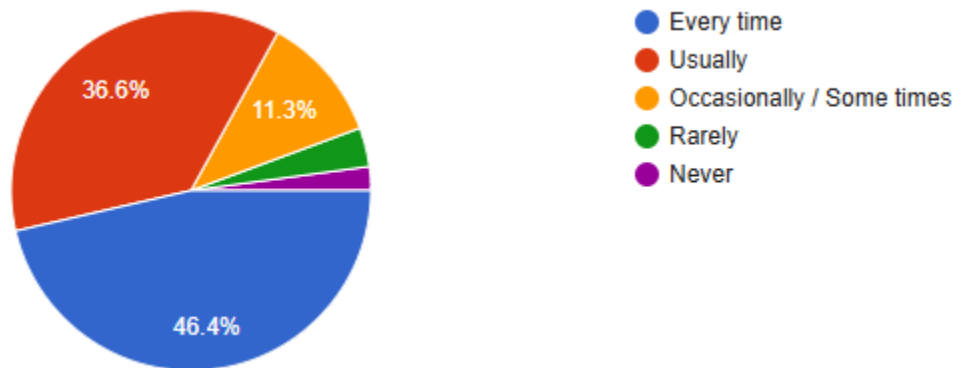
4. The teacher's approach to teaching can best be described as



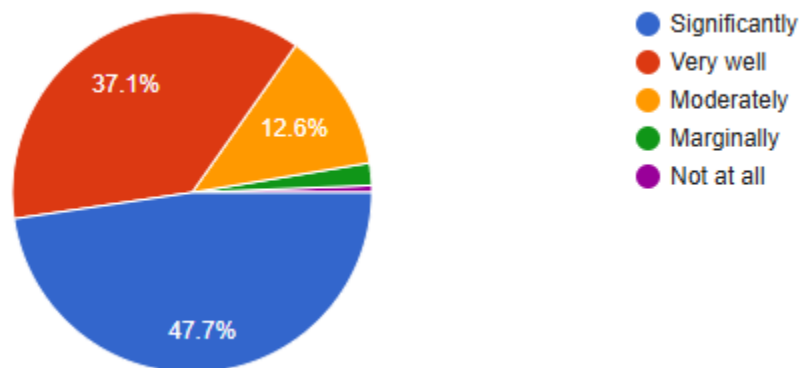
5. Fairness of the internal evaluation process by the teachers.



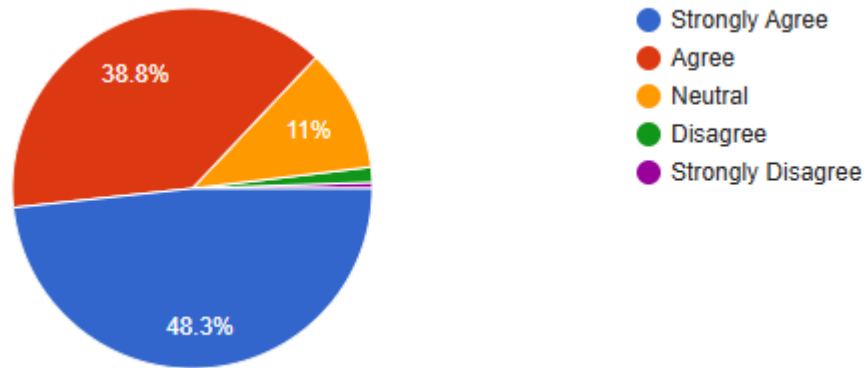
6. Was your performance in assignments discussed with you?



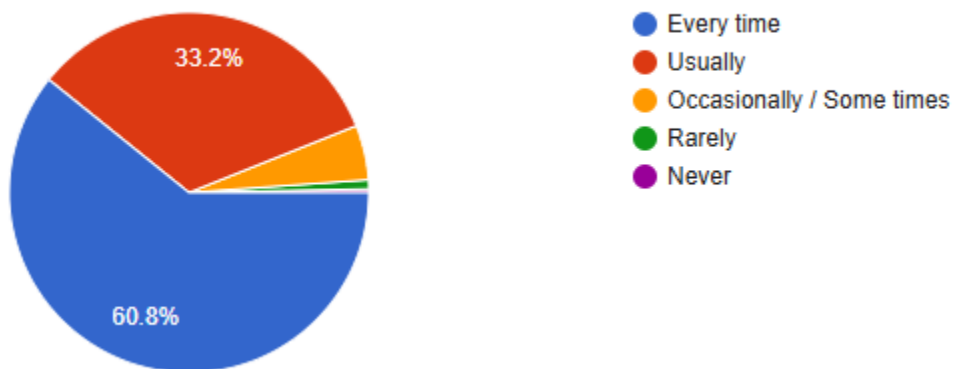
7. The teaching and mentoring process in your institution facilitates you in cognitive, social, and emotional growth.



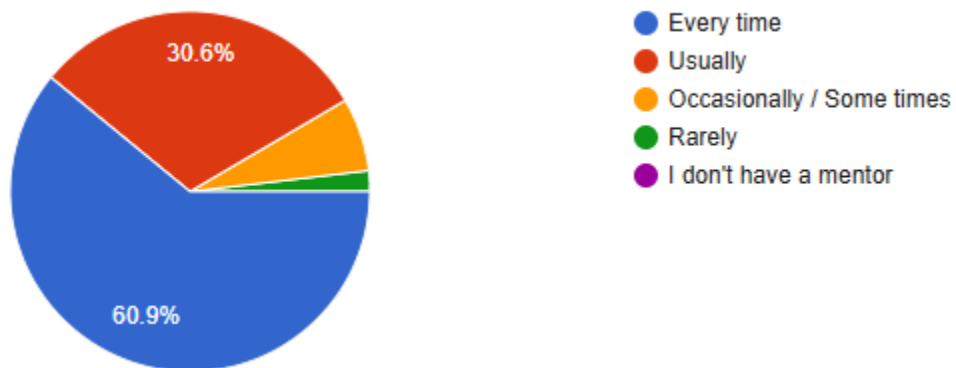
8. The institution provides multiple opportunities to learn and grow.



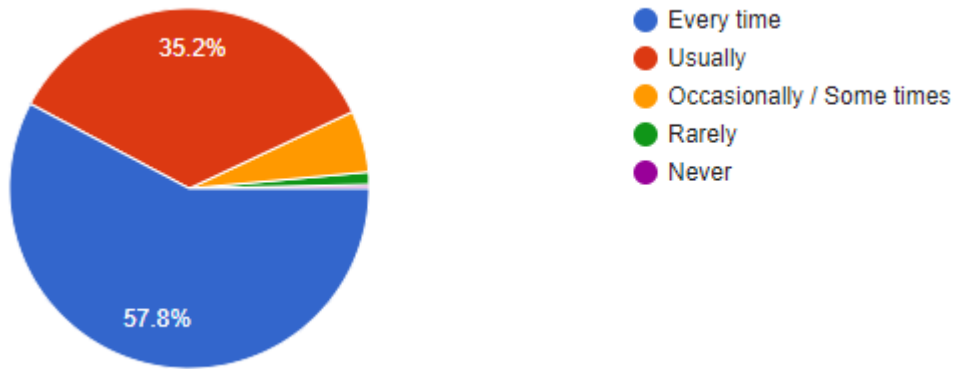
9. Teachers inform you about your expected competencies, course outcomes and programme outcomes.



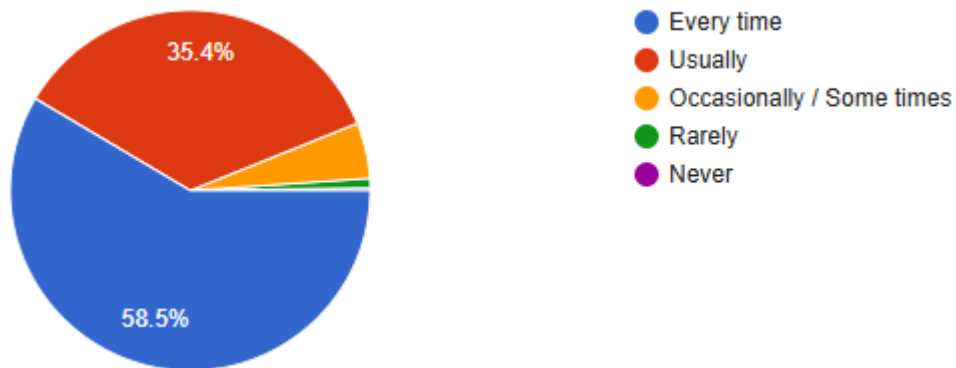
10. Your mentor does a necessary follow-up with an assigned task to you.



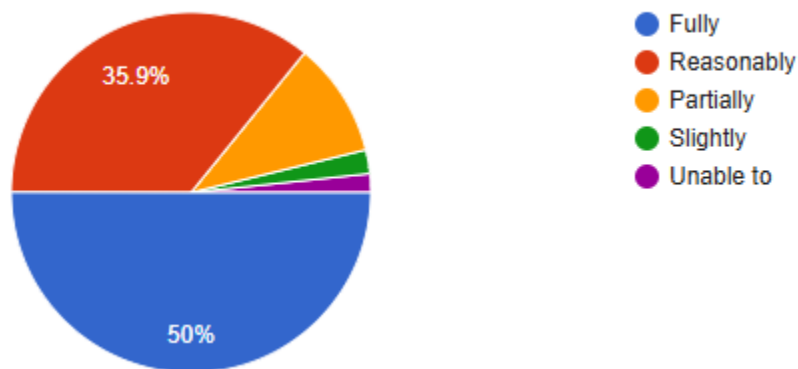
11. The teachers illustrate the concepts through examples and applications.



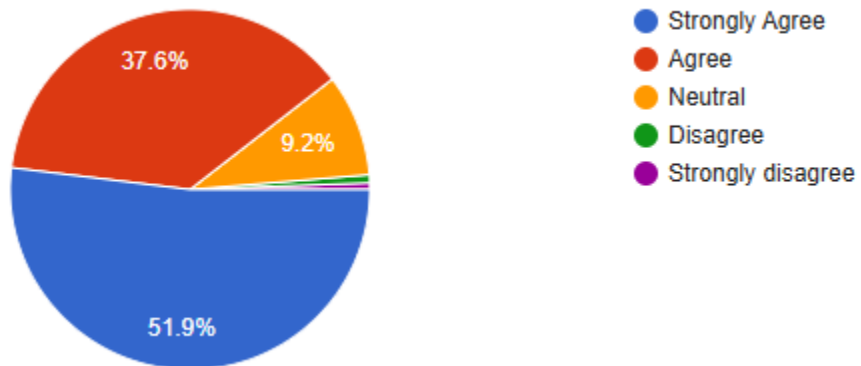
12. The teachers identify your strengths and encourage you with providing right level of challenges.



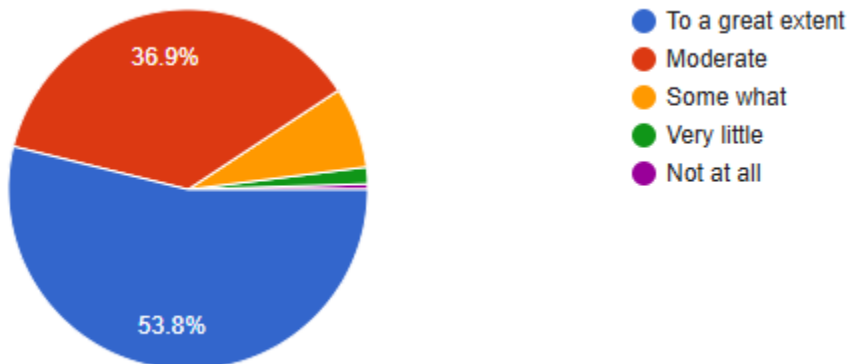
13. Teachers are able to identify your weaknesses and help you to overcome them.



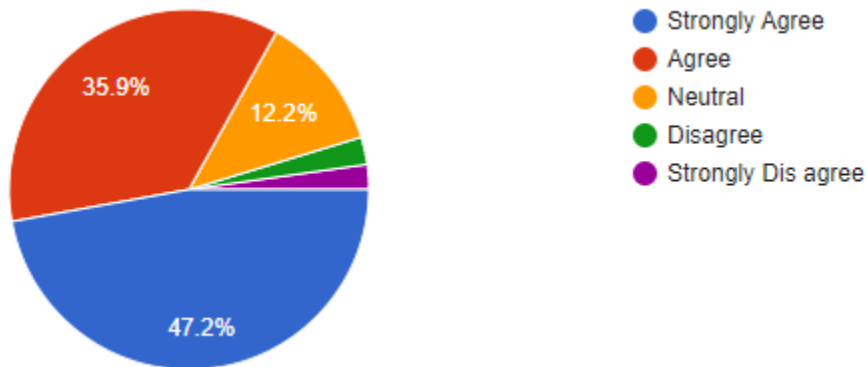
14. The institution makes an effort to engage students in the monitoring, review and continuous quality improvement of the teaching learning process.



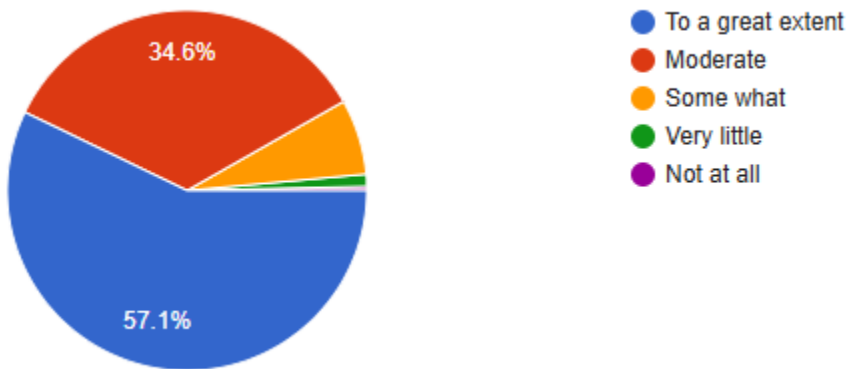
15. The institute/ teachers use student centric methods, such as experiential learning, participative learning and problem-solving methodologies for enhancing learning experiences.



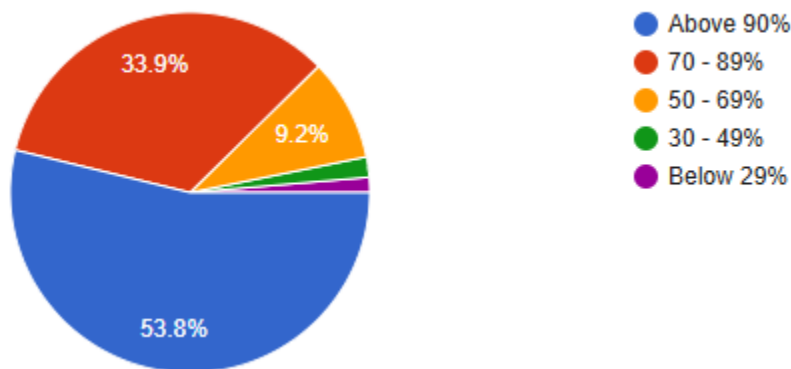
16. Teachers encourage you to participate in extracurricular activities



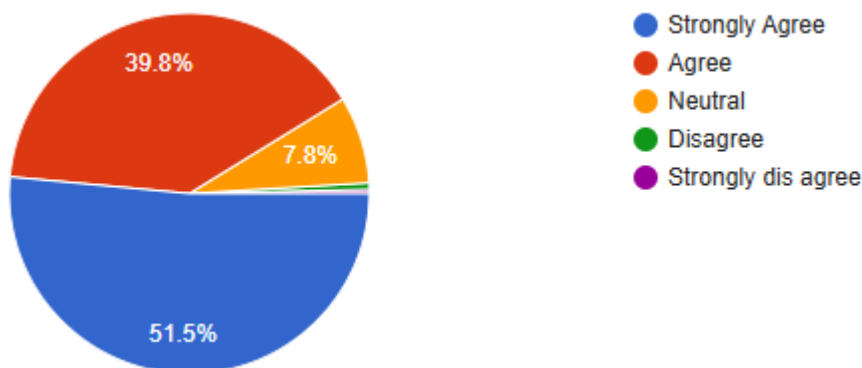
17. Efforts are made by the institute/ teachers to inculcate soft skills, life skills and employability skills to make you ready for the world of work.



18. What percentage of teachers use ICT tools such as LCD projector, Multimedia, etc. while teaching.



19. The overall quality of the teaching-learning process in your institute is very good.



**Provide observation / suggestions to improve the overall teaching – learning experience in your institution. Technical internship and inter college participation.**

- Enhance the availability of effective study material.
- Place greater emphasis on libraries and sports.
- Consider reducing the syllabus.
- Increase subject-related activities.
- Facilitate easier learning methods.
- Introduce inter-branch projects for collaborative learning.
- Focus on application-oriented teaching.
- Encourage the institution to endorse more MOOC courses.
- Update the syllabus of certain courses to align with current trends.

Adopt practical-oriented teaching methods and supplement lectures with hands-on activities.

More than 80% of students expressed satisfaction with the teaching approach adopted by the faculty. Over 93% highlighted that teachers frequently incorporate real-world examples into their lessons, making the content relatable. Regarding fairness in evaluation, 96% of students reported high satisfaction levels. Additionally, 94% noted effective communication by teachers in the classroom.

The teaching and learning process at the institute, enhanced by modern and innovative pedagogical methods, was rated as "Excellent" or "Good" by over 71% of students, while 27% rated it as "Fair."

Regarding efforts by the faculty and institute to improve soft skills, life skills, and employability skills, 94% of students expressed their highest satisfaction.