



In This Issue

- **DATA BASE MANAGEMENT TOOLS**
- **PROTECTING YOUR PASSWORD**
- **ELECTROHUB-WIRELESS CHARGER**
- **SELECTING A CLOUD PROVIDER**
- **BEST SEARCH ENGINES OF 2012**
- **ANDROID TRENDS OF 2012**
- **BACKUP AND RECOVERY**

EDITORIAL

Time Management Skills for College Students

Given the freedom inherent in college life, the topic of time management may seem at odds with your expectations of the college experience. But college life is hectic, and a student who does not learn good time management skills can find herself highly stressed, constantly behind, and significantly under-achieving. The following points can help you apply time management techniques to stay ahead of deadlines, reduce stress and enjoy college life.

Keep Track of What You've Got to Get Done

One of the most common problems among college students is students thinking they will remember to do something, forgetting about it, then remembering at the last minute. When everything you do becomes an urgent activity, a lot of the fun goes out of life.

Plan To Do The Big Things When At Your Best

Do the big, important things -- the long papers and complicated projects -- when your brain is freshest and more focused. Save running errands, doing laundry, organizing your file folders, for times when your brain cells need a rest. Matching socks can be therapeutic before burning the midnight oil.

Begin Work Right Away

Procrastination is one of the greatest enemies of well-managed time. The longer you wait to start the paper, the more likely you are to find reasons not to begin. The cycle tends to repeat

itself. Pretty soon, you no longer have enough time to do a great job, so you wait even longer. And then you tell yourself you're a hero, because you pulled it out with no time at all.

Don't Waste Small Increments of Time

It's enough time to rewrite, or at least reread your notes from a lecture, prioritize the day's "to do" list, create a key points outline so you're ready to write that paper on environmental recycling methods, or it may be just enough time to drop by the library and check out that video you have to review by Friday, instead of waiting until 7 p.m. Thursday evening.

Set Goals With Incremental Steps

Corporations, nonprofits, governments, schools; all break projects into sections. Why? Because it makes it easier to see progress toward a goal. Instead of having 100 percent of a project looming in front of you, you can check off the steps you've taken and say "I'm 40 percent done, and I'm on schedule."

Lay Off Facebook and Texting

Sounds odious, but try it. Social media, as pleasurable as it can be, is an enormous time-waster. Hours can go by while you connect with friends far and wide, ignoring what is right at hand, including sleep. You're not at college to waste time. You just might find that you get your work done and you meet some flesh-and-blood people. Better yet, swear off social media until you finish what you really have to do for the day.

TEAM **TECHGYAN**

DATABASE MANAGEMENT TOOLS

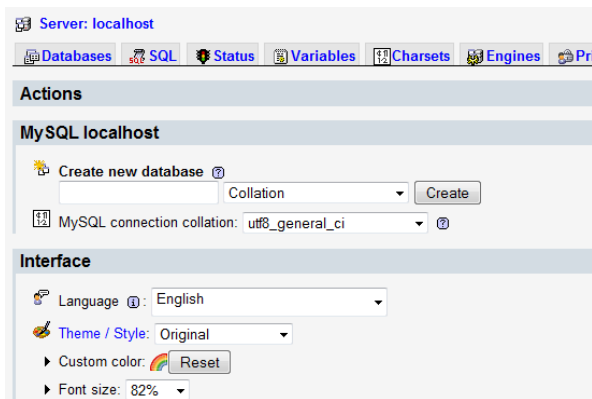
By Sai Kumar 3/4 CSE - B

For a database administrator, DBM (database management) tools make tasks related to maintaining relational databases efficient and fast. Prior to the popularity of these tools, most DBA's had to use the command line to create, edit, and delete databases.



In this article, we present to you the Top five most popular/most voted for database management tools

1. phpMyAdmin



phpMyAdmin, the most popularly voted database management tool by you (and where my vote would have gone), is an open source web-based MySQL manager. Don't let it's simple and aesthetically-challenged GUI fool you, phpMyAdmin packs a punch: you can create/manage databases, tables, db users, optimize and check for errors in your db tables, run queries, export/import data in plenty of file formats, and much more; couple all of that with ease of installation and you've got yourself a true winner.

2. Navicat for MySQL

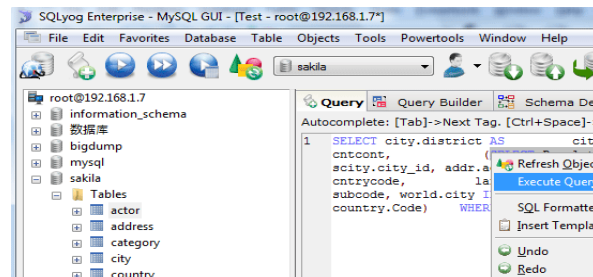
Navicat for MySQL is part of the family of cross-platform (Windows/Mac/Linux) relational database management tools created by PremiumSoft.

It has a visual query builder for creating complex database queries in a snap, import/export/backup tools for your databases, a report builder for printing out db

queries that the boss can understand, a task scheduling assistant for scheduled execution of jobs, and much more.

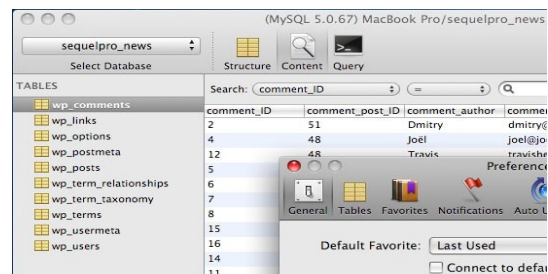
Navicat also produces front-ends for Oracle and PostgreSQL. Navicat products have a Lite version (non-commercial) and a Premium version; check out the [feature matrix](#) to see the difference in features of both versions.

3. SQLyog



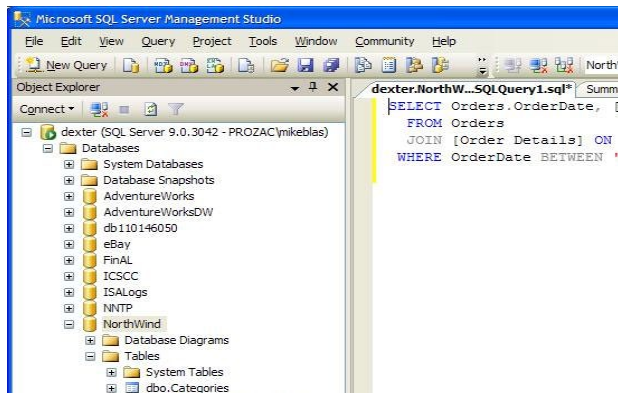
SQLyog is a GUI administration tool for MySQL developed by Indian-based software company, Webyog. It comes in two flavors: Enterprise (with the price ranging from \$99 to \$999) and the pared down Free Community version; to see the differences, check out the [feature comparison table](#). SQLyog's [list of features](#) is outstanding and unfa-thomable - a top-notch tool for professional database admins.

4. Sequel Pro



For Mac OS users, Sequel Pro-an open source MySQL database management front-end tool-is a top pick. It has a slick and intuitive GUI that keeps it barebones so that you can easily navigate the app. To get started with Sequel Pro, make sure to check out their [docs page](#) (but a word of caution, the docs is still under development at

5. Microsoft SQL Server Management Studio



For Microsoft SQL Server database admins, there probably isn't a better tool out there than Microsoft's freeware app (downloadable at \$0 dollars on the Microsoft site), SQL Server Management Studio. SQL Server Management Studio has a GUI that Windows OS users will find straightforward, and it has an innovative feature called Object Explorer that lets you browse, select, and perform tasks on database objects. It's the only tool you need for creating and administering Microsoft SQL Server databases.

PROTECTING YOUR PASSWORD

By Ravi kanth 3/4 CSE -B

Overview

Passwords are the keys to your kingdom. Combined with your username, they are the most common means for proving your identity and logging into your computer and websites or accessing information.

Unfortunately, far too often people do little to protect their passwords. People simply use their pet's name or their birth date -- information that can be easily found on the Internet, such as on Facebook.

With access to your password, an attacker can steal your digital identity, access your bank accounts, or even access your organization's confidential information, causing a tremendous amount of harm. It is also important to remember that if someone steals your password, you could be liable for anything they do! To better protect you, your family, and your organization,

let's learn what makes a good password and how to use it safely.

Strong Passwords

Cyber criminals have developed programs that automate the ability to guess, or brute force, your passwords. To protect yourself, your passwords must be difficult for others to guess but at the same time easy for you to remember.

Here is some guidance we recommend.

- You must have at least one number in your password.
- You must have at least one CAPITAL letter in your password.
- You must have at least one symbol in your password.
- We recommend your passwords be a minimum of 12 characters in length. For highly confidential sites or information, we recommend 15 characters. Check with your supervisor for specific policies your organization may have about passwords.

Protecting your Passwords

Keep in mind that just having strong passwords is not enough. It does not matter if you have the most complex passwords in the world; failing to take the following steps can result in your passwords being compromised:

1. Do not get hacked! One of the most common ways for cyber criminals to steal your password is to infect your computer. Once your machine is compromised, bad guys will install specialized malware on it that captures all of your key strokes, including any usernames and passwords to online banks.

When you log in to your bank, your information is automatically stolen and forwarded to the cyber criminals. These individuals can then access your bank account pretending to be you and literally steal all of your money.

To protect yourself, make sure your computer is actively protected. This means making sure automatic updating is enabled and you have the latest anti-virus.



2. Be sure to use different passwords for different accounts. This way if one of your passwords is hacked, the other accounts are still safe.

3. Never share your password with anyone else, including a supervisor or an IT support professional. Remember, your password is a secret. If anyone else knows your password, it is no longer secure.

4. Never use a public computer, such as at hotels or libraries, to log into an account. Since anyone can use these computers, they may be infected with a malicious code that is capturing all your keystrokes. Only log into your work or personal accounts on trusted computers you control.

5. At times you may have so many passwords that you cannot remember them all, and storing them may be your only option. If you write them down, be sure to store them in a locked location that only you have access to; never store them in public view.

Another option is to store them in encrypted applications designed to store passwords on your computer or smart phone. Examples of such tools can be found at

<http://preview.tinyurl.com/622v9m2>

ELECTROHUB WIRELESS CHARGER

BY Sushma Reddy 3/4 CSE - B

While we've seen wireless charging concepts before, specifically the Power mat, but Electro Hub has a slightly better way of doing things. Simply stick the ElectroHub battery replacements into your devices and they'll work.

The ElectroHub, is a new wireless charging station that's designed to work with virtually all electronic devices. This new charging station works similarly to Power mat.



The difference is that instead of requiring the electronic device to be compliant, it provides ElectroHub batteries, which come in standard sizes like AA and AAA.

By temporarily changing the device's original battery for an ElectroHub battery and put it on top of the Electrohub, you'll turn it into one that's ElectroHub compatible, and can charge the said electronic device. The hub--measuring 9.2 inches by 6.1 inches by 0.8 inch (233 x 155 x 20mm) and weighing only 11 ounces (312g)-is designed to charge up to six devices at a time. However, there are certain devices that have non-replaceable batteries. In that case, user can get a protective case that works as a converter to charge the device's internal battery with the hub.

USE CLOUD SAFELY

Cloud services are a powerful technology that many individuals and organizations are adopting. Cloud computing is really nothing more than using a service provider to store and manage your data for you.

The reason we call this service *the cloud* is that you never know precisely where your data is physically stored; it is being served by the cloud. Examples of cloud computing include creating documents on Google Docs, sharing files via Dropbox, setting up your own server on Amazon Elastic Compute Cloud, or storing your music or pictures on Apple's iCloud.

These online services have the potential to make you far more productive. However, with these capabilities come risks.

1. Support. If you have a problem, how responsive is the company in providing support? If your data is critical, you may require phone or e-mail support


2. Backups. Does the company back up your data? If so, exactly what gets backed up, how frequently, and for how long are the backups maintained? If you unintentionally delete files, can you recover them, and if so, how?

3. Privacy. Who does your cloud provider allow to access your data? Do only you have access, or do the provider's employees or third-party partners have access?

4. Security. How will your data get from your computer or device to the cloud? Is the connection secured by encryption? How your data is stored in the cloud, and once again, is it encrypted? Who can decrypt your data?

SELECTING A CLOUD PROVIDER

BY Anusha 3/4 CSE-A



The cloud is neither good nor evil; it is a tool for getting things done, both at work and at home. However, you are handing over the availability and security of your private data to strangers. As such, you must ensure they meet your requirements. Consider the following questions when researching cloud providers

BEST SEARCH ENGINES OF 2012

D.Divya, 4/4 C.S.E-A

a) Ask (aka 'Ask Jeeves')



The Ask/AJ/Ask Jeeves search engine is a longtime name in the World Wide Web. The super-clean interface rivals the other major search engines, and the search options are as good as Google or Bing or DuckDuckGo.

The results groupings are what really make Ask.com stand out. The presentation is arguably cleaner and easier to read than Google or Yahoo! or Bing, and the results groups seem to be more relevant. Decide for yourself if you agree... give Ask.com a whirl, and compare it to the other search engines you like

2. Duck Duck Go



At first, DuckDuckGo.com looks like Google. But there are many subtleties that make this spartan search engine different. DuckDuckGo has some slick features, like 'zero-click' information (all your answers are found on the first results page).

DuckDuckGo offers disambiguation prompts (helps to clarify what question you are really asking). And the ad spam is much less than Google. Give DuckDuckGo.com a try... you might really like this clean and simple search engine.

3. Bing



Bing is Microsoft's attempt at unseating Google. Bing used to be MSN search until it was updated in summer of 2009. Touted as a 'decision engine', Bing tries to support your researching by offering suggestions in the leftmost column, while also giving you various search options across the top of the screen. Things like 'wiki' suggestions, 'visual search', and 'related searches' might be very useful to you. Bing is not dethroning Google in the near future, no. But Bing is definitely worth trying.

4. The Internet Archive



The Internet Archive is a favorite destination for long time Web lovers. The Archive has been taking snapshots of the entire World Wide Web for years now, allowing you and me to travel back in time to see what a web page looked like in 1999, or what the news was like around Hurricane Katrina in 2005.

You won't visit the Archive daily, like you would Google or Yahoo or Bing, but when you do have need to travel back in time, use this search site.

5. Yippy (formerly 'Clusty')



Yippy is a Deep Web engine that searches other search engines for you. Unlike the regular Web, which is indexed by robot spider programs, Deep Web pages are usually harder to locate by conventional search. That's where Yippy becomes very useful.

If you are searching for obscure hobby interest blogs, obscure government information, tough-to-find obscure news, academic research and otherwise-obscure content, then Yippy is your tool.

6. Yahoo!



Yahoo! is several things: it is a search engine, a news aggregator, a shopping center, an email box, a travel directory, a horoscope and games center, and more. This 'web portal' breadth of choice makes this a very helpful site for Internet beginners. Searching the Web should also be about discovery and exploration, and Yahoo! delivers that in wholesale quantities.

7. Mahalo



Mahalo is the one 'human-powered' search site in this list, employing a committee of editors to manually sift and vet thousands of pieces of content. This means that you'll get fewer Mahalo hit results than you will get at Bing or Google.

But it also means that most Mahalo results have a higher quality of content and relevance (as best as human editors can judge).

Mahalo also offers regular web searching in addition to asking questions. Depending on which of the two search boxes you use at Mahalo, you will either get direct content topic hits or suggested answers to your question.

8. Dogpile



Years ago, Dogpile was the fast and efficient choice before Google. Things changed, Dogpile faded into obscurity, and Google became king. But today, Dogpile is coming back, with a growing index and a clean and quick presentation that is testimony to its halcyon days. If you want to try a search tool with pleasant presentation and helpful crosslink results, definitely try Dogpile.

9. Webopedia

(Wēbopēdia)

Webopedia is one of the most useful websites on the World Wide Web. Webopedia is an encyclopedic resource dedicated to searching techno terminology and computer definitions. Teach yourself what 'domain name system' is, or teach yourself what 'DDRAM' means on your computer.

Webopedia is absolutely a perfect resource for non-technical people to make more sense of the computers around them.

10. Google



Google is the undisputed king of 'spartan searching'. While it doesn't offer all the shopping center features of Yahoo!, Google is fast, relevant, and the largest single catalogue of Web pages available today. Make sure you try the Google 'images', 'maps' and 'news' features...

They are outstanding services for locating photos, geographic directions, and news headlines.

ANDROID TRENDS OF 2012

By Aparna 3/4 CSE - A

It's another year for Android, and developers are launching newer Android apps each day. With new technology, the apps are more sophisticated and bug-free



than ever .

Android Tablets

Think beyond the iPad. 2011 is all about tablets. These Android tablets are giving a tough competition to iPad, and as people look for newer and better technologies, Android tabs are receiving a warm welcome. Let's start with Samsung Galaxy Tab, which can act as Wi-Fi hotspot for 5 devices.

It's got great reviews, and is the top Android tablet till now. Following up close are Archos 7 Home Tablet and Toshiba Folio. Other famous ones are LG GSlate, Dell Streak and Motorola Xoom.

If you want more options, you have Smart book AG Surfer and Acer Mystery Tablet.

Knowledge base

With a lot of reading apps available for Android phones, now you can easily read newspapers, books and magazines. Many of these come for free, while you have to buy the others.

Newspaper and magazine subscriptions are generally paid, but you might find a few free ones as well. With a number of readers available for Android, you wouldn't have to pick up a real book ever again.



You can get Kindle, Kobo ebooks, Nookereader and lots more. 2011 has added a lot of new ebooks to the Android store- not to forget comics as well. If you want to read an old classic, get up-to-date news, or just read some fun articles or comics, it's all here on your phone.

Higher Connectivity

There are newer connectivity features for convenience and versatility. Built in support is present for Media and Picture Transfer Protocol to allow users to sync media files with a desktop computer or USB connected camera without using a USB storage device.

You can even connect keyboards with Bluetooth or USB for faster input. There is a new combo scan to improve Wi-Fi connectivity that reduces the scan time. And then there are new additions for Bluetooth tethering so more device types can use the same network.

Lots of Android apps



With almost everyone having Android phones or tablets, people want to experiment with newer and newer apps- from games, to iPhone style apps, to TV viewer, to chat apps and email syncing, to what not. There are some office style apps as well, like Adobe Reader, Office Suite, and file compression etc.

Then there are some safety apps that would help you track viruses, or get to know if your phone is stolen. So in a nutshell, there are many apps that are present for experimenting.

BACKUP AND RECOVERY

BY M.Rajendar,3/4 C.S.E-A

Backups are one of the most important steps you can take to protect your information. They are your last line of defense when something goes wrong, such as hard drive failures, accidental file deletions, or malware infections. In this issue, we focus on ways that you can back up your data and develop a strategy that's right for you.

What to backup and when?

here are two basic approaches when deciding what to back up:

- (1) Any data that you have created or that is important to you, such as documents, pictures, or videos
- (2) Everything, including your operating system and any programs you have installed in addition to your unique data.

If you are not sure what to back up, then back up everything. Your next decision will be deciding how often to back up your data. Common options include hourly, daily, weekly etc.

For home users, personal backup programs, such as Apple's Time Machine or Microsoft's Windows Backup and Restore, will allow you to create an automatic "set it and forget it" backup schedule. Other solutions offer continuous protection, in which new or altered files are immediately backed up as soon as they're closed.

If you're part of an organization with multiple computers, you may wish to define your own schedule. Many organizations schedule daily back ups during off-peak hours to minimize the impact on normal operations.

How to perform Backup?

In general there are two destinations to which you can backup your information: physical media or cloud

-based storage. Examples of physical media include DVDs, USB drives, magnetic tape, or additional hard drives.


When using physical media, be sure to label it both internally (in the file name) and externally (on the medium) so that you can easily identify a backup from a particular date and time.

You can store a local backup copy in a lockable, fire proof and water proof container designed for your chosen media. A more robust option is to store copies of your backups off site.

For personal backups this can be as simple as storing them at a family member's house or in a safe deposit box. Organizations may want to hire a professional service to securely transport and store backups.

Depending on the sensitive nature of your backups and where they are being stored, you may also want to encrypt them. Many of these issues are addressed for you with cloud backups. Performing cloud backups is often as simple as installing and configuring an application on your computer.

After you configure your backup options, new and altered files are backed up automatically over the Internet to servers in the provider's data center.



Cloud backup services may charge based on the amount of data that is backed up, so take care not to run up a big bill.

Recovery

Backing up your data is only half the battle; you have to be certain that you can easily recover it. Practice your recovery process regularly to help ensure that everything will work properly when you need to use it. Check at least once a month that your backup program is working.

For more robust testing, especially in organizations, consider making a full system recovery, and verify that it is restorable. If you don't have spare hardware to use for testing a full system recovery, restore key files and folders to a different location and then verify that you have and can open everything

Team **TECHGYAN**

STUDENT CO-ORDINATORS

TECHNICAL-EDITOR

D.Divya A.Anusha

DESIGNER

RaviKanth.G

FACULTY CO-ORDINATOR

Geeta Pattun Gireesh.C

Send your articles related
to computer science or IT
to the email id

techgyanvce@gmail.com