

THIS IS A PDF DOWNLOADED AND PRINTED BY THE TEST TAKER, INTENDED FOR THE TEST TAKER'S PERSONAL RECORDS.

Name: kaligotla, phani sasank

Last (Family/Surname) Name, First (Given) Name Middle Name

Email: shashank29kaligotla@gmail.com

Gender: M

Registration Number: 0000 0000 2585 1515

Date of Birth: 29 Dec 1995

Test Date: 16 Oct 2015

Sponsor Code:

kaligotla, phani sasank

1602-12-732-027

22/2,BLOCK-B

, MADHU PARK RIDGE

BESIDE TIPPU KHAN BRIDGE

LANGERHOUZ

hyderabad, TELANGANA 500031

India



TOEFL iBT Scaled Scores

Reading	23
Listening	18
Speaking	22
Writing	21
Total Score	84

Country of Birth: India

Native Language: TELUGU

Test Center: APCU-8917 - HYDERABAD, 8917 INDIA

Test Center Country: India

Inst. Code

Dept. Code

1318

65

6003

65

2660

65

4007

65*

Security Identification

ID Type: Passport

ID No.: xxxxxxxxxxxxxxxxxxxxx7103

Issuing Country: India

52

Reading Skills

Level

Your Performance

Reading

High

Test takers who receive a score at the **HIGH** level, as you did, typically understand academic texts in English that require a wide range of reading abilities regardless of the difficulty of the texts.

Test takers who score at the **HIGH** level, typically

- have a very good command of academic vocabulary and grammatical structure;
- can understand and connect information, make appropriate inferences, and synthesize ideas, even when the text is conceptually dense and the language is complex;
- can recognize the expository organization of a text and the role that specific information serves within the larger text, even when the text is conceptually dense; and
- can abstract major ideas from a text, even when the text is conceptually dense and contains complex language.

Listening Skills

Level

Your Performance

Listening

Intermediate

Test takers who receive a score at the **INTERMEDIATE** level, as you did, typically understand conversations and lectures in English that present a wide range of listening demands. These demands can include difficult vocabulary (uncommon terms or colloquial or figurative language), complex grammatical structures, and/or abstract or complex ideas. However, lectures and conversations that require the listener to make sense of unexpected or seemingly contradictory information may present some difficulty.

When listening to conversations and lectures like these, test takers at the **INTERMEDIATE** level typically can

- understand explicitly stated main ideas and important details, especially if they are reinforced, but may have difficulty understanding main ideas that must be inferred or important details that are not reinforced;
- understand how information is being used (for example, to provide support or describe a step in a complex process);
- recognize how pieces of information are connected (for example, in a cause-and-effect relationship);
- understand, though perhaps not consistently, ways that speakers use language for purposes other than to give information (for example, to emphasize a point, express agreement or disagreement, or convey intentions indirectly); and
- synthesize information from adjacent parts of a lecture or conversation and make correct inferences on the basis of that information, but may have difficulty synthesizing information from separate parts of a lecture or conversation.

THIS IS A PDF DOWNLOADED AND PRINTED BY THE TEST TAKER, INTENDED FOR THE TEST TAKER'S PERSONAL RECORDS.

Name: nethigunta, vishwa priyatham

Last (Family/Surname) Name, First (Given) Name Middle Name

Email: vishwa.vasv@gmail.com

Gender: M

Date of Birth: 19 Aug 1995

Registration Number: 0000 0000 2605 6714

Test Date: 25 Oct 2015

Sponsor Code:



TOEFL iBT Scaled Scores

Reading	26
Listening	25
Speaking	23
Writing	23
Total Score	97

nethigunta, vishwa priyatham
flat no.315,chippendale appts
golconda x roads
rtc x roads
musheerabad
hyderabad, telagana 500020
India

1602-12-732-059.

Country of Birth: India

Native Language: HINDI

Test Center: APCU-8936 - HYDERABAD, 8936 INDIA

Test Center Country: India

Inst. Code | Dept. Code

Security Identification

ID Type: Passport

ID No.: xxxxxxxxxxxxxxxxxxxxxx3654

Issuing Country: India

91

Reading Skills	Level	Your Performance
Reading	High	<p>Test takers who receive a score at the HIGH level, as you did, typically understand academic texts in English that require a wide range of reading abilities regardless of the difficulty of the texts.</p> <p>Test takers who score at the HIGH level, typically</p> <ul style="list-style-type: none"> • have a very good command of academic vocabulary and grammatical structure; • can understand and connect information, make appropriate inferences, and synthesize ideas, even when the text is conceptually dense and the language is complex; • can recognize the expository organization of a text and the role that specific information serves within the larger text, even when the text is conceptually dense; and • can abstract major ideas from a text, even when the text is conceptually dense and contains complex language.
Listening Skills	Level	Your Performance
Listening	High	<p>Test takers who receive a score at the HIGH level, as you did, typically understand conversations and lectures in English that present a wide range of listening demands. These demands can include difficult vocabulary (uncommon terms, or colloquial or figurative language), complex grammatical structures, abstract or complex ideas, and/or making sense of unexpected or seemingly contradictory information.</p> <p>When listening to lectures and conversations like these, test takers at the HIGH level typically can</p> <ul style="list-style-type: none"> • understand main ideas and important details, whether they are stated or implied; • distinguish more important ideas from less important ones; • understand how information is being used (for example, to provide evidence for a claim, or describe a step in a complex process); • recognize how pieces of information are connected (for example, in a cause-and-effect relationship); • understand many different ways that speakers use language for purposes other than to give information (for example, to emphasize a point, express agreement or disagreement, or convey intentions indirectly); and • synthesize information, even when it is not presented in sequence, and make correct inferences on the basis of that information.

**TOEFL iBT****TOEFL iBT® Test Taker Score Report**


THIS IS A PDF DOWNLOADED AND PRINTED BY THE TEST TAKER, INTENDED FOR THE TEST TAKER'S PERSONAL RECORDS.

Name: BALAMREDDY, ANUDEEP REDDY

Last (Family/Surname) Name, First (Given) Name Middle Name

Email: anu10009@gmail.com**Gender:** M**Registration Number:** 0000 0000 2551 7075**Date of Birth:** 17 Oct 1994**Test Date:** 22 Aug 2015**Sponsor Code:**

BALAMREDDY, ANUDEEP REDDY
F.NO 401 ,VISHWA RESIDENCY,JANARDHAN HILLS,GACHIBOWLI
HYDERABAD, TELANGANA 500032
India

**TOEFL iBT Scaled Scores**

Reading	22
Listening	26
Speaking	24
Writing	25
Total Score	97

Country of Birth: India**Inst. Code** | **Dept. Code****Native Language:** TELUGU**Test Center:** APCU-8810 - HYDERABAD, 8810 INDIA**Test Center Country:** India

----- Security Identification -----

ID Type: Passport**ID No.:** xxxxxxxxxxxxxxxxxxxxx2749**Issuing Country:** India

91

Reading Skills	Level	Your Performance
Reading	High	<p>Test takers who receive a score at the HIGH level, as you did, typically understand academic texts in English that require a wide range of reading abilities regardless of the difficulty of the texts.</p> <p>Test takers who score at the HIGH level, typically</p> <ul style="list-style-type: none">• have a very good command of academic vocabulary and grammatical structure;• can understand and connect information, make appropriate inferences, and synthesize ideas, even when the text is conceptually dense and the language is complex;• can recognize the expository organization of a text and the role that specific information serves within the larger text, even when the text is conceptually dense; and• can abstract major ideas from a text, even when the text is conceptually dense and contains complex language.
Listening Skills	Level	Your Performance
Listening	High	<p>Test takers who receive a score at the HIGH level, as you did, typically understand conversations and lectures in English that present a wide range of listening demands. These demands can include difficult vocabulary (uncommon terms, or colloquial or figurative language), complex grammatical structures, abstract or complex ideas, and/or making sense of unexpected or seemingly contradictory information.</p> <p>When listening to lectures and conversations like these, test takers at the HIGH level typically can</p> <ul style="list-style-type: none">• understand main ideas and important details, whether they are stated or implied;• distinguish more important ideas from less important ones;• understand how information is being used (for example, to provide evidence for a claim or describe a step in a complex process);• recognize how pieces of information are connected (for example, in a cause-and-effect relationship);• understand many different ways that speakers use language for purposes other than to give information (for example, to emphasize a point, express agreement or disagreement, or convey intentions indirectly); and• synthesize information, even when it is not presented in sequence, and make correct inferences on the basis of that information.



Copyright © 2015 by Educational Testing Service. All rights reserved. ETS, the ETS logos, TOEFL, and TOEFL iBT are registered trademarks of Educational Testing Service (ETS) in the United States and other countries.

THIS IS A PDF DOWNLOADED AND PRINTED BY THE TEST TAKER, INTENDED FOR THE TEST TAKER'S PERSONAL RECORDS.

Name: MADASU, LALITHANJANI

Last (Family/Surname) Name, First (Given) Name Middle Name

Email: anjani.madasu3@gmail.com

Gender: F

Date of Birth: 29 Apr 1995

Registration Number: 0000 0000 2670 5334

Test Date: 14 Nov 2015

Sponsor Code:



MADASU, LALITHANJANI

H.No. 8-50, P.No: A 166

Ravindra Nagar Colony

Habsiguda

Hyderabad, Telangana 500007

India

1602-12-732-018

TOEFL iBT Scaled Scores

Reading 27

Listening 27

Speaking 24

Writing 29

Total Score 107

Country of Birth: India

Inst. Code

Dept. Code

Native Language: TELUGU

Test Center: ITII015A - Prometric Testing Private Limited

Test Center Country: India

Security Identification

ID Type: Passport

ID No.: xxxxxxxxxxxxxxxxxxxxx9094

Issuing Country: India

21

Reading Skills	Level	Your Performance
Reading	High	<p>Test takers who receive a score at the HIGH level, as you did, typically understand academic texts in English that require a wide range of reading abilities regardless of the difficulty of the texts.</p> <p>Test takers who score at the HIGH level, typically</p> <ul style="list-style-type: none"> • have a very good command of academic vocabulary and grammatical structure; • can understand and connect information, make appropriate inferences, and synthesize ideas, even when the text is conceptually dense and the language is complex; • can recognize the expository organization of a text and the role that specific information serves within the larger text, even when the text is conceptually dense; and • can abstract major ideas from a text, even when the text is conceptually dense and contains complex language.
Listening Skills	Level	Your Performance
Listening	High	<p>Test takers who receive a score at the HIGH level, as you did, typically understand conversations and lectures in English that present a wide range of listening demands. These demands can include difficult vocabulary (uncommon terms, or colloquial or figurative language), complex grammatical structures, abstract or complex ideas, and/or making sense of unexpected or seemingly contradictory information.</p> <p>When listening to lectures and conversations like these, test takers at the HIGH level typically can</p> <ul style="list-style-type: none"> • understand main ideas and important details, whether they are stated or implied; • distinguish more important ideas from less important ones; • understand how information is being used (for example, to provide evidence for a claim or describe a step in a complex process); • recognize how pieces of information are connected (for example, in a cause-and-effect relationship); • understand many different ways that speakers use language for purposes other than to give information (for example, to emphasize a point, express agreement or disagreement, or convey intentions indirectly); and • synthesize information, even when it is not presented in sequence, and make correct inferences on the basis of that information.



BALAMREDDY, ANUDEEPREDDY

Examinee Score Report

Note: This report is not valid for transmission of scores to an institution.

Print Date: 11/26/2015

Last (Family/Surname) Name, First (Given) Name, Middle Initial

Address: flat no401,vishwa residency,
janardhana hills,gachibowli,
Hyderabad, 500032

Email Address: anu10009@gmail.com

Phone Number: 8520027027

Date of Birth: 10/17/1994

Social Security Number (last 4 digits):

Gender: Male

Intended Graduate Major Code: 1102

Intended Graduate Major: Engineering -- Civil - Civil Engineering

Most Recent Test Date: 07/17/2015

Registration Number: 3500907

All dates are formatted as MM/DD/YYYY.

This score report includes all of your General Test and Subject Test scores earned from July 1, 2008 to the present. Only reported scores are available for display.

MOST RECENT GENERAL TEST



Verbal Reasoning Percentile Rank



Quantitative Reasoning Percentile Rank



Analytical Writing Percentile Rank

General Test Scores

Test Date MM/DD/YYYY	Verbal Reasoning*				Quantitative Reasoning*				Analytical Writing	
	Prior Format		Current Format		Prior Format		Current Format		Score	% Below
	Scaled Score	Estimated Current Score	Scaled Score	% Below	Scaled Score	Estimated Current Score	Scaled Score	% Below		
07/17/2015			140	10			163	86	3.0	15
04/27/2015			Absent or not available				Absent or not available		Absent or not available	
04/02/2015			144	22			161	80	3.0	15
03/16/2015			Absent or not available				Absent or not available		Absent or not available	
03/15/2015			Absent or not available				Absent or not available		Absent or not available	

NS - No Score. Indicates that no questions were answered.

* The GRE Verbal Reasoning and Quantitative Reasoning score scales changed in August 2011. For tests taken August 2011 or later, scores are printed in the "Current Format" columns. For tests taken before August 2011, scores on the prior scales and the corresponding estimated scores on the current scales are printed in the "Prior Format" columns.

Subject Test Scores

Test Date	Test Name / Subscore Name	Scaled Score	% Below
-----------	---------------------------	--------------	---------

Score Recipient(s)

Your score reporting history is shown below. "Pending" indicates your scores are not yet available, or your order has not yet been processed.

Undergraduate Institution				
Report Date	Institution (Code)	Department (Code)	Test Type	Test Date
Score Recipient(s)				
Report Date	Institution or Fellowship Sponsor (Code)	Department (Code)	Test Type	Test Date

* Undergraduate Institution does not wish to receive scores

** Score recipient not valid/active

QUESTIONS ABOUT THIS GRE EXAMINEE SCORE REPORT

Information to help you interpret your GRE scores is available at www.ets.org/gre/stupubs. If you have any questions concerning this GRE Report of Scores, call ETS at 1-609-771-7679 or 1-866-473-4373 (toll free for test takers in the U.S., U.S. Territories*, and Canada) between 8:00 a.m. and 7:45 p.m. EST or email gre-info@ets.org. For information about interpreting your scores, consult [Interpreting Your GRE Scores](http://www.ets.org/gre/understand), which is available at www.ets.org/gre/understand.

*Includes American Samoa, Guam, Puerto Rico, and U.S. Virgin Islands

SCORE REPORTING

Policies pertaining to score reporting and use are periodically reviewed and revised by the GRE Board. The policies and procedures explained in the 2013-14 *GRE Information and Registration Bulletin* are effective only for the time period of August 1, 2013 to June 30, 2014 and supersede previous policies and procedures in previous bulletins. GRE scores are reportable for five(5) years following the testing year (July 1 to June 30) in which you tested. Currently, GRE scores earned after July 1, 2008 are available.

PERCENTILE RANK (% BELOW)

The percentile ranks in this report indicate the percentage of examinees who scored below your score. Note that these percentile ranks may be different from those that applied when the scores were originally reported to you if the scores were earned prior to July 2013. This reflects annual updating of these data to permit admissions officers to compare scores, whenever earned, with those for a recent reference group.

RETAKING A GRE TEST

You can take the GRE revised General Test once every 21 days, and up to five times within any continuous rolling 12-month period. This applies even if you canceled your scores on a test taken previously. You may take the paper-based GRE revised General Test and GRE Subject Tests as often as they are offered.

Note: This policy will be enforced even if a violation is not immediately identified (e.g., inconsistent registration information) and test scores have been reported. In such cases, the invalid scores will be canceled and score recipients will be notified of the cancellation. Test fees will be forfeited.

SCORES NOT REPORTED

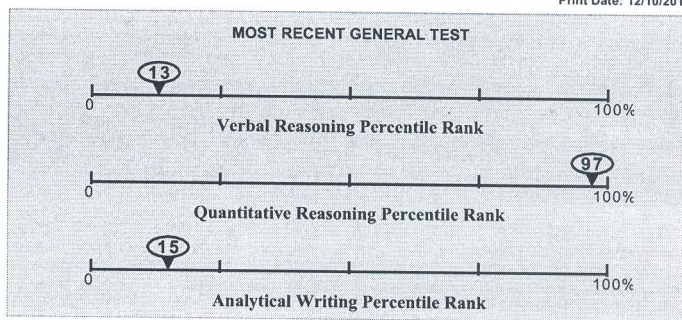
"Scores Not Reported" is listed in the Report Date column of the Score Recipients section of your score report if one of three scenarios occurs:

- You requested scores to be sent to an undergraduate institution that does not receive scores.
- The code for the graduate institution you designated to receive scores is no longer active.
- Your reportable score record does not include scores for the requested test.

Last (Family/Surname) Name, First (Given) Name, Middle Initial

Print Date: 12/10/2015

Address:	22/2,BLOCK-B, MADHU PARK RIDGE A BESIDE TIPPU KHAN BRIDGE, LANGE HYDERABAD, 500031
Email Address:	shashank29kaligotla@gmail.com
Phone Number:	918125350086
Date of Birth:	12/29/1995
Social Security Number (last 4 digits):	
Gender:	Male
Intended Graduate Major Code:	1102
Intended Graduate Major:	Engineering -- Civil - Civil Engineering
Most Recent Test Date:	08/17/2015
Registration Number:	3608655



All dates are formatted as MM/DD/YYYY.

This score report includes all of your General Test and Subject Test scores earned from July 1, 2008 to the present. Only reported scores are available for display.

General Test Scores

Test Date MM/DD/YYYY	Verbal Reasoning*				Quantitative Reasoning*				Analytical Writing	
	Prior Format		Current Format		Prior Format		Current Format		Score	% Below
	Scaled Score	Estimated Current Score	Scaled Score	% Below	Scaled Score	Estimated Current Score	Scaled Score	% Below		
08/17/2015			141	13			169	97	3.0	15

NS - No Score. Indicates that no questions were answered.

* The GRE Verbal Reasoning and Quantitative Reasoning score scales changed in August 2011. For tests taken August 2011 or later, scores are printed in the "Current Format" columns. For tests taken before August 2011, scores on the prior scales and the corresponding estimated scores on the current scales are printed in the "Prior Format" columns.

Subject Test Scores

Test Date	Test Name / Subscore Name	Scaled Score	% Below
-----------	---------------------------	--------------	---------

Score Recipient(s)

Your score reporting history is shown below. "Pending" indicates your scores are not yet available, or your order has not yet been processed.

Undergraduate Institution				
Report Date	Institution (Code)	Department (Code)	Test Type	Test Date

Score Recipient(s)

Report Date	Institution or Fellowship Sponsor (Code)	Department (Code)	Test Type	Test Date
08/26/2015	Illinois Inst Technology (1318)	Transportation and Highway Engineering (1108)	General Test	08/17/2015
08/26/2015	Arizona State U (4007)	Transportation and Highway Engineering (1108)	General Test	08/17/2015
08/26/2015	U Nevada Las Vegas (4861)	Transportation and Highway Engineering (1108)	General Test	08/17/2015
08/26/2015	Texas A&M Coll Station (6003)	Transportation and Highway Engineering (1108)	General Test	08/17/2015

* Undergraduate Institution does not wish to receive scores

** Score recipient not valid/active

QUESTIONS ABOUT THIS GRE EXAMINEE SCORE REPORT

Information to help you interpret your GRE scores is available at www.ets.org/gre/stupubs. If you have any questions concerning this GRE Report of Scores, call ETS at 1-609-771-7679 or 1-866-473-4373 (toll free for test takers in the U.S., U.S. Territories*, and Canada) between 8:00 a.m. and 7:45 p.m. EST or email gre-info@ets.org. For information about interpreting your scores, consult

Interpreting Your GRE Scores, which is available at www.ets.org/gre/understand.

*Includes American Samoa, Guam, Puerto Rico, and U.S. Virgin Islands

SCORE REPORTING

Policies pertaining to score reporting and use are periodically reviewed and revised by the GRE Board. The policies and procedures explained in the 2013-14 *GRE Information and Registration Bulletin* are effective only for the time period of August 1, 2013 to June 30, 2014 and supersede previous policies and procedures in previous bulletins. GRE scores are reportable for five(5) years following the testing year (July 1 to June 30) in which you tested. Currently, GRE scores earned after July 1, 2008 are available.

PERCENTILE RANK (% BELOW)

The percentile ranks in this report indicate the percentage of examinees who scored below your score. Note that these percentile ranks may be different from those that applied when the scores were originally reported to you if the scores were earned prior to July 2013. This reflects annual updating of these data to permit admissions officers to compare scores, whenever earned, with those for a recent reference group.

RETAKING A GRE TEST

You can take the GRE revised General Test once every 21 days, and up to five times within any continuous rolling 12-month period. This applies even if you canceled your scores on a test taken previously. You may take the paper-based GRE revised General Test and GRE Subject Tests as often as they are offered.

Note: This policy will be enforced even if a violation is not immediately identified (e.g., inconsistent registration information) and test scores have been reported. In such cases, the invalid scores will be canceled and score recipients will be notified of the cancellation. Test fees will be forfeited.

SCORES NOT REPORTED

"Scores Not Reported" is listed in the Report Date column of the Score Recipients section of your score report if one of three scenarios occurs:

- You requested scores to be sent to an undergraduate institution that does not receive scores.
- The code for the graduate institution you designated to receive scores is no longer active.
- Your reportable score record does not include scores for the requested test.

Note: This report is not valid for transmission of scores to an institution.



Examinee Score Report

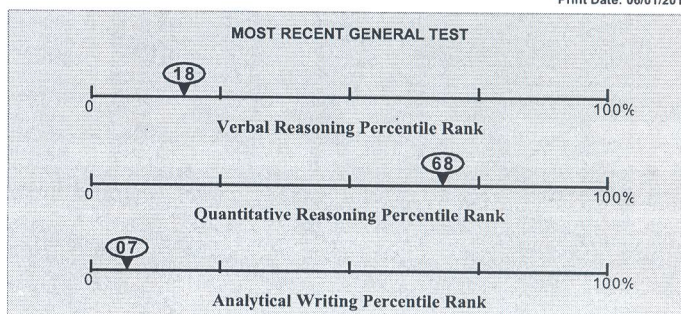
rajput, sourabh s.

Note: This report is not valid for transmission of scores to an institution.

Last (Family/Surname) Name, First (Given) Name, Middle Initial

Print Date: 06/01/2016

Address:	9-1-224/1/a/2,prashanth nagar, langerhouse,500008 hyderabad, 500008
Email Address:	rajputsourabh@gmail.com
Phone Number:	+919000833307
Date of Birth:	12/01/1994
Social Security Number (last 4 digits):	
Gender:	Male
Intended Graduate Major Code:	1102
Intended Graduate Major:	Engineering -- Civil - Civil Engineering
Most Recent Test Date:	09/30/2015
Registration Number:	3874959



All dates are formatted as MM/DD/YYYY.

This score report includes all of your General Test and Subject Test scores earned from July 1, 2008 to the present. Only reported scores are available for display.

General Test Scores

Test Date MM/DD/YYYY	Verbal Reasoning*				Quantitative Reasoning*				Analytical Writing	
	Prior Format	Current Format			Prior Format	Current Format				
	Scaled Score	Estimated Current Score	Scaled Score	% Below	Scaled Score	Estimated Current Score	Scaled Score	% Below	Score	% Below
09/30/2015			143	18			157	68	2.5	07

NS - No Score. Indicates that no questions were answered.

* The GRE Verbal Reasoning and Quantitative Reasoning score scales changed in August 2011. For tests taken August 2011 or later, scores are printed in the "Current Format" columns. For tests taken before August 2011, scores on the prior scales and the corresponding estimated scores on the current scales are printed in the "Prior Format" columns.

Subject Test Scores

Test Date	Test Name / Subscore Name	Scaled Score	% Below
-----------	---------------------------	--------------	---------

Score Recipient(s)

Your score reporting history is shown below. "Pending" indicates your scores are not yet available, or your order has not yet been processed.

Undergraduate Institution				
Report Date	Institution (Code)	Department (Code)	Test Type	Test Date

Score Recipient(s)				
Report Date	Institution or Fellowship Sponsor (Code)	Department (Code)	Test Type	Test Date

* Undergraduate Institution does not wish to receive scores

** Score recipient not valid/active

QUESTIONS ABOUT THIS GRE EXAMINEE SCORE REPORT

Information to help you interpret your GRE scores is available at www.ets.org/gre/stupubs. If you have any questions concerning this GRE Report of Scores, call ETS at 1-609-771-7679 or 1-866-473-4373 (toll free for test takers in the U.S., U.S. Territories*, and Canada) between 8:00 a.m. and 7:45 p.m. EST or email gre-info@ets.org. For information about interpreting your scores, consult **Interpreting Your GRE Scores**, which is available at www.ets.org/gre/understand.

*Includes American Samoa, Guam, Puerto Rico, and U.S. Virgin Islands

SCORE REPORTING

Policies pertaining to score reporting and use are periodically reviewed and revised by the GRE Board. The policies and procedures explained in the 2013-14 *GRE Information and Registration Bulletin* are effective only for the time period of August 1, 2013 to June 30, 2014 and supersede previous policies and procedures in previous bulletins. GRE scores are reportable for five(5) years following the testing year (July 1 to June 30) in which you tested. Currently, GRE scores earned after July 1, 2008 are available.

PERCENTILE RANK (% BELOW)

The percentile ranks in this report indicate the percentage of examinees who scored below your score. Note that these percentile ranks may be different from those that applied when the scores were originally reported to you if the scores were earned prior to July 2013. This reflects annual updating of these data to permit admissions officers to compare scores, whenever earned, with those for a recent reference group.

RETAKING A GRE TEST

You can take the GRE revised General Test once every 21 days, and up to five times within any continuous rolling 12-month period. This applies even if you canceled your scores on a test taken previously. You may take the paper-based GRE revised General Test and GRE Subject Tests as often as they are offered.

Note: This policy will be enforced even if a violation is not immediately identified (e.g., inconsistent registration information) and test scores have been reported. In such cases, the invalid scores will be canceled and score recipients will be notified of the cancellation. Test fees will be forfeited.

SCORES NOT REPORTED

"Scores Not Reported" is listed in the Report Date column of the Score Recipients section of your score report if one of three scenarios occurs:

- You requested scores to be sent to an undergraduate institution that does not receive scores.
- The code for the graduate institution you designated to receive scores is no longer active.
- Your reportable score record does not include scores for the requested test.

Note: This report is not valid for transmission of scores to an institution.



NETHIGUNTA, VISHWAPRIYATHAM

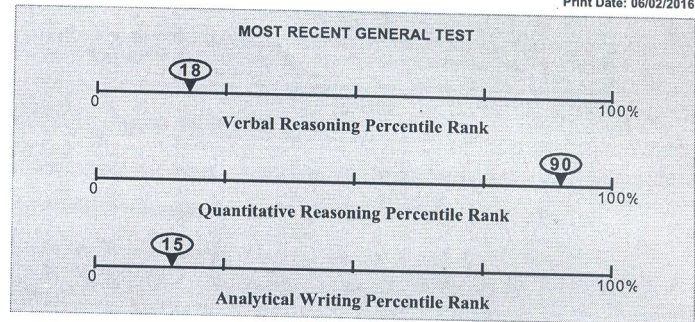
Examinee Score Report

Note: This report is not valid for transmission of scores to an institution.

Last (Family/Surname) Name, First (Given) Name, Middle Initial

Address:	FLATNO.315,CHIPPENDALE APPTS, GOLCONDA X ROADS, RTC X ROADS hyderabad, 500020
Email Address:	vishwa.vasv@gmail.com
Phone Number:	7842402621
Date of Birth:	08/19/1995
Social Security Number (last 4 digits):	
Gender:	Male
Intended Graduate Major Code:	1102
Intended Graduate Major:	Engineering -- Civil - Civil Engineering
Most Recent Test Date:	10/09/2015
Registration Number:	4253244

Print Date: 06/02/2016



All dates are formatted as MM/DD/YYYY.

This score report includes all of your General Test and Subject Test scores earned from July 1, 2008 to the present. Only reported scores are available for display.

General Test Scores

Test Date MM/DD/YYYY	Verbal Reasoning*				Quantitative Reasoning*				Analytical Writing	
	Prior Format		Current Format		Prior Format		Current Format		Score	% Below
	Scaled Score	Estimated Current Score	Scaled Score	% Below	Scaled Score	Estimated Current Score	Scaled Score	% Below		
10/09/2015			143	18			165	90	3.0	15
07/15/2015			149	41			162	83	3.0	15

NS - No Score. Indicates that no questions were answered.

* The GRE Verbal Reasoning and Quantitative Reasoning score scales changed in August 2011. For tests taken August 2011 or later, scores are printed in the "Current Format" columns. For tests taken before August 2011, scores on the prior scales and the corresponding estimated scores on the current scales are printed in the "Prior Format" columns.

Subject Test Scores

Test Date	Test Name / Subscore Name	Scaled Score	% Below
-----------	---------------------------	--------------	---------

Score Recipient(s)

Your score reporting history is shown below. "Pending" indicates your scores are not yet available, or your order has not yet been processed.

Undergraduate Institution

Report Date	Institution (Code)	Department (Code)	Test Type	Test Date
-------------	--------------------	-------------------	-----------	-----------

Score Recipient(s)

Report Date	Institution or Fellowship Sponsor (Code)	Department (Code)	Test Type	Test Date
01/13/2016	Rutgers St U New Brunswk (2790)	Other Fields - Not Listed (5199)	General Test	07/15/2015
01/13/2016	U Houston Main Campus (6870)	Other Fields - Not Listed (5199)	General Test	07/15/2015
01/13/2016	U Texas Arlington (6013)	Civil Engineering (1102)	General Test	07/15/2015
01/13/2016	U Washington (4854)	Other Fields - Not Listed (5199)	General Test	07/15/2015
01/13/2016	U N Carolina Charlotte (5105)	Other Fields - Not Listed (5199)	General Test	07/15/2015
12/23/2015	U Texas Arlington (6013)	Civil Engineering (1102)	General Test	07/15/2015
12/16/2015	North Carolina St U (5496)	Civil Engineering (1102)	General Test	07/15/2015
12/16/2015	SUNY U Buffalo (2925)	Civil Engineering (1102)	General Test	07/15/2015
12/16/2015	Northeastern U Engineering (3665)	Civil Engineering (1102)	General Test	07/15/2015
12/16/2015	U Utah (4853)	Civil Engineering (1102)	General Test	07/15/2015
12/02/2015	Texas A&M Coll Station (6003)	Civil Engineering (1102)	General Test	07/15/2015
12/02/2015	U CA Irvine (4859)	Civil Engineering (1102)	General Test	07/15/2015
12/02/2015	Arizona State U (4007)	Civil Engineering (1102)	General Test	07/15/2015
12/02/2015	U Southern California (4852)	Civil Engineering (1102)	General Test	07/15/2015
12/02/2015	U CA Davis (4834)	Civil Engineering (1102)	General Test	07/15/2015
11/25/2015	U Minnesota Minneapolis (6874)	Civil Engineering (1102)	General Test	07/15/2015
07/24/2015	California St U Los Angeles (4399)	Civil Engineering (1102)	General Test	07/15/2015
07/24/2015	Illinois State U (1319)	Civil Engineering (1102)	General Test	07/15/2015
07/24/2015	Texas A & M U Central Texas (6756)	Civil Engineering (1102)	General Test	07/15/2015
07/24/2015	Georgia Inst Technology (5248)	Civil Engineering (1102)	General Test	07/15/2015

* Undergraduate Institution does not wish to receive scores

** Score recipient not valid/active

QUESTIONS ABOUT THIS GRE EXAMINEE SCORE REPORT

Information to help you interpret your GRE scores is available at www.ets.org/gre/stupubs. If you have any questions concerning this GRE Report of Scores, call ETS at 1-609-771-7679 or 1-866-473-4373 (toll free for test takers in the U.S., U.S. Territories*, and Canada) between 8:00 a.m. and 7:45 p.m. EST or email gre-info@ets.org. For information about interpreting your scores, consult

Interpreting Your GRE Scores, which is available at www.ets.org/gre/understand.

*Includes American Samoa, Guam, Puerto Rico, and U.S. Virgin Islands

SCORE REPORTING

Policies pertaining to score reporting and use are periodically reviewed and revised by the GRE Board. The policies and procedures explained in the 2013-14 GRE Information and Registration Bulletin are effective only for the time period of August 1, 2013 to June 30, 2014 and supersede previous policies and procedures in previous bulletins. GRE scores are reportable for five(5) years following the testing year (July 1 to June 30) in which you tested. Currently, GRE scores earned after July 1, 2008 are available.



MANEPALLY, NIVEDINIRAJGUPTA

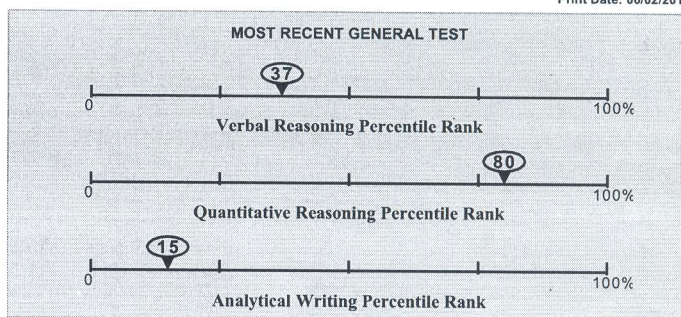
Examinee Score Report

Note: This report is not valid for transmission of scores to an institution.

Last (Family/Surname) Name, First (Given) Name, Middle Initial

Print Date: 06/02/2016

Address:	Plot no 77, Ravindra Nagar Colony Street no 8, Habsiguda Hyderabad, 500007
Email Address:	nivedini.rmt@gmail.com
Phone Number:	8978504845
Date of Birth:	08/05/1995
Social Security Number (last 4 digits):	
Gender:	Female
Intended Graduate Major Code:	1102
Intended Graduate Major:	Engineering -- Civil - Civil Engineering
Most Recent Test Date:	10/26/2015
Registration Number:	4617248



All dates are formatted as MM/DD/YYYY.

This score report includes all of your General Test and Subject Test scores earned from July 1, 2008 to the present. Only reported scores are available for display.

General Test Scores

Test Date MM/DD/YYYY	Verbal Reasoning*				Quantitative Reasoning*				Analytical Writing	
	Prior Format		Current Format		Prior Format		Current Format		Score	% Below
	Scaled Score	Estimated Current Score	Scaled Score	% Below	Scaled Score	Estimated Current Score	Scaled Score	% Below		
10/26/2015			148	37			161	80	3.0	15

NS - No Score. Indicates that no questions were answered.

* The GRE Verbal Reasoning and Quantitative Reasoning score scales changed in August 2011. For tests taken August 2011 or later, scores are printed in the "Current Format" columns. For tests taken before August 2011, scores on the prior scales and the corresponding estimated scores on the current scales are printed in the "Prior Format" columns.

Subject Test Scores

Test Date	Test Name / Subscore Name	Scaled Score	% Below
-----------	---------------------------	--------------	---------

Score Recipient(s)

Your score reporting history is shown below. "Pending" indicates your scores are not yet available, or your order has not yet been processed.

Undergraduate Institution				
Report Date	Institution (Code)	Department (Code)	Test Type	Test Date

Score Recipient(s)				
Report Date	Institution or Fellowship Sponsor (Code)	Department (Code)	Test Type	Test Date
11/04/2015	U North Florida (5490)	Civil Engineering (1102)	General Test	10/26/2015
11/04/2015	U Pennsylvania (2926)	Civil Engineering (1102)	General Test	10/26/2015
11/04/2015	Arizona State U (4007)	Civil Engineering (1102)	General Test	10/26/2015
11/04/2015	Texas A&M Coll Station (6003)	Civil Engineering (1102)	General Test	10/26/2015

* Undergraduate Institution does not wish to receive scores

** Score recipient not valid/active

QUESTIONS ABOUT THIS GRE EXAMINEE SCORE REPORT

Information to help you interpret your GRE scores is available at www.ets.org/gre/stupubs. If you have any questions concerning this GRE Report of Scores, call ETS at 1-609-771-7679 or 1-866-473-4373 (toll free for test takers in the U.S., U.S. Territories*, and Canada) between 8:00 a.m. and 7:45 p.m. EST or email gre-info@ets.org. For information about interpreting your scores, consult **Interpreting Your GRE Scores**, which is available at www.ets.org/gre/understand.

*Includes American Samoa, Guam, Puerto Rico, and U.S. Virgin Islands

SCORE REPORTING

Policies pertaining to score reporting and use are periodically reviewed and revised by the GRE Board. The policies and procedures explained in the 2013-14 *GRE Information and Registration Bulletin* are effective only for the time period of August 1, 2013 to June 30, 2014 and supersede previous policies and procedures in previous bulletins. GRE scores are reportable for five(5) years following the testing year (July 1 to June 30) in which you tested. Currently, GRE scores earned after July 1, 2008 are available.

PERCENTILE RANK (% BELOW)

The percentile ranks in this report indicate the percentage of examinees who scored below your score. Note that these percentile ranks may be different from those that applied when the scores were originally reported to you if the scores were earned prior to July 2013. This reflects annual updating of these data to permit admissions officers to compare scores, whenever earned, with those for a recent reference group.

RETAKING A GRE TEST

You can take the GRE revised General Test once every 21 days, and up to five times within any continuous rolling 12-month period. This applies even if you canceled your scores on a test taken previously. You may take the paper-based GRE revised General Test and GRE Subject Tests as often as they are offered.

Note: This policy will be enforced even if a violation is not immediately identified (e.g., inconsistent registration information) and test scores have been reported. In such cases, the invalid scores will be canceled and score recipients will be notified of the cancellation. Test fees will be forfeited.

SCORES NOT REPORTED

"Scores Not Reported" is listed in the Report Date column of the Score Recipients section of your score report if one of three scenarios occurs:

- You requested scores to be sent to an undergraduate institution that does not receive scores.
- The code for the graduate institution you designated to receive scores is no longer active.
- Your reportable score record does not include scores for the requested test.

Note: This report is not valid for transmission of scores to an institution.



MADASU, LALITHANJANI

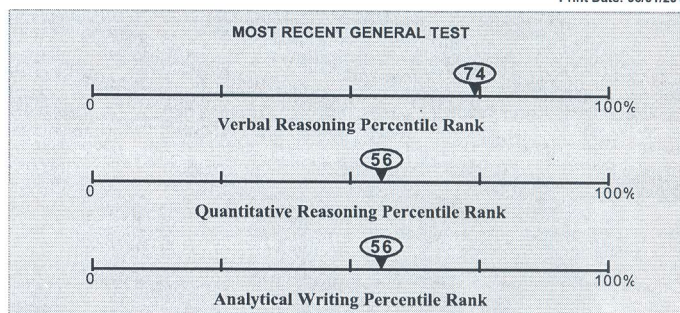
Examinee Score Report

Note: This report is not valid for transmission of scores to an institution.

Last (Family/Surname) Name, First (Given) Name, Middle Initial

Print Date: 06/01/2016

Address:	H.No. 8-50, PNo A166 RAVINDRA NAGAR COLONY, HABSIGUDA HYDERABAD, 500007
Email Address:	anjani.madasu3@gmail.com
Phone Number:	9704190066
Date of Birth:	04/29/1995
Social Security Number (last 4 digits):	
Gender:	Female
Intended Graduate Major Code:	1102
Intended Graduate Major:	Engineering -- Civil - Civil Engineering
Most Recent Test Date:	11/03/2015
Registration Number:	4778531



All dates are formatted as MM/DD/YYYY.

This score report includes all of your General Test and Subject Test scores earned from July 1, 2008 to the present. Only reported scores are available for display.

General Test Scores

Test Date MM/DD/YYYY	Verbal Reasoning*				Quantitative Reasoning*				Analytical Writing	
	Prior Format		Current Format		Prior Format		Current Format		Score	% Below
11/03/2015	Scaled Score	Estimated Current Score	Scaled Score	% Below	Scaled Score	Estimated Current Score	Scaled Score	% Below		
			157	74			154	56	4.0	56

NS - No Score. Indicates that no questions were answered.

* The GRE Verbal Reasoning and Quantitative Reasoning score scales changed in August 2011. For tests taken August 2011 or later, scores are printed in the "Current Format" columns. For tests taken before August 2011, scores on the prior scales and the corresponding estimated scores on the current scales are printed in the "Prior Format" columns.

Subject Test Scores

Test Date	Test Name / Subscore Name	Scaled Score	% Below
-----------	---------------------------	--------------	---------

Score Recipient(s)

Your score reporting history is shown below. "Pending" indicates your scores are not yet available, or your order has not yet been processed.

Undergraduate Institution				
Report Date	Institution (Code)	Department (Code)	Test Type	Test Date

Score Recipient(s)				
Report Date	Institution or Fellowship Sponsor (Code)	Department (Code)	Test Type	Test Date
11/11/2015	California St U Chico (4048)	Civil Engineering (1102)	General Test	11/03/2015
11/11/2015	Arizona State U (4007)	Civil Engineering (1102)	General Test	11/03/2015
11/11/2015	Amberton U (6140)	Civil Engineering (1102)	General Test	11/03/2015

* Undergraduate Institution does not wish to receive scores

** Score recipient not valid/active

QUESTIONS ABOUT THIS GRE EXAMINEE SCORE REPORT

Information to help you interpret your GRE scores is available at www.ets.org/gre/stupubs. If you have any questions concerning this GRE Report of Scores, call ETS at 1-609-771-7679 or 1-866-473-4373 (toll free for test takers in the U.S., U.S. Territories*, and Canada) between 8:00 a.m. and 7:45 p.m. EST or email gre-info@ets.org. For information about interpreting your scores, consult **Interpreting Your GRE Scores**, which is available at www.ets.org/gre/understand.

*Includes American Samoa, Guam, Puerto Rico, and U.S. Virgin Islands

SCORE REPORTING

Policies pertaining to score reporting and use are periodically reviewed and revised by the GRE Board. The policies and procedures explained in the 2013-14 *GRE Information and Registration Bulletin* are effective only for the time period of August 1, 2013 to June 30, 2014 and supersede previous policies and procedures in previous bulletins. GRE scores are reportable for five(5) years following the testing year (July 1 to June 30) in which you tested. Currently, GRE scores earned after July 1, 2008 are available.

PERCENTILE RANK (% BELOW)

The percentile ranks in this report indicate the percentage of examinees who scored below your score. Note that these percentile ranks may be different from those that applied when the scores were originally reported to you if the scores were earned prior to July 2013. This reflects annual updating of these data to permit admissions officers to compare scores, whenever earned, with those for a recent reference group.

RETAKING A GRE TEST

You can take the GRE revised General Test once every 21 days, and up to five times within any continuous rolling 12-month period. This applies even if you canceled your scores on a test taken previously. You may take the paper-based GRE revised General Test and GRE Subject Tests as often as they are offered.

Note: This policy will be enforced even if a violation is not immediately identified (e.g., inconsistent registration information) and test scores have been reported. In such cases, the invalid scores will be canceled and score recipients will be notified of the cancellation. Test fees will be forfeited.

SCORES NOT REPORTED

"Scores Not Reported" is listed in the Report Date column of the Score Recipients section of your score report if one of three scenarios occurs:

- You requested scores to be sent to an undergraduate institution that does not receive scores.
- The code for the graduate institution you designated to receive scores is no longer active.
- Your reportable score record does not include scores for the requested test.

Note: This report is not valid for transmission of scores to an institution.

Test Report Form

ACADEMIC

NOTE Admission to undergraduate and post graduate courses should be based on the ACADEMIC Reading and Writing Modules. GENERAL TRAINING Reading and Writing Modules are not designed to test the full range of language skills required for academic purposes. It is recommended that the candidate's language ability as indicated in this Test Report Form be re-assessed after two years from the date of the test.

Centre Number

IN855

Date

09/JUL/2016

Candidate Number

078650

Candidate Details

Family Name

YATHAYAKILLA

First Name

VENKATA KRUTHI

Candidate ID

P2750812



Date of Birth

06/10/1995

Sex (M/F)

F

Scheme Code

Private Candidate

Country or Region of Origin

Country of Nationality

INDIA

First Language

TELUGU

Test Results

Listening

7.0

Reading

5.5

Writing

6.0

Speaking

6.5

Overall Band Score

6.5

CEFR Level

B2

Administrator Comments

Centre stamp



Validation stamp



Administrator's Signature

[Signature]

Date

21/07/2016

Test Report Form Number

16IN078650YATV855A



CAMBRIDGE ENGLISH
Language Assessment
Part of the University of Cambridge

The validity of this IELTS Test Report Form can be verified online by recognising organisations at <http://ielts.org.uk>

Scanned by CamScanner

COMMON ADMISSION TEST™ (CAT) - 2013 INDIAN INSTITUTES OF MANAGEMENT

Ahmedabad, Bangalore, Calcutta, Indore
Kashipur, Kozhikode, Lucknow, Raipur,
Ranchi
Rohtak, Shillong, Tiruchirapalli, Udaipur



SCORE CARD

Name of the Candidate	CAT Registration Number	Gender	Date of Birth		
ARUN KUMAR ASAWA	SR9250237	Male	Month	Day	Year
			November	11	1990
Candidate's Contact Details with e-Mail ID		Admission Test Details			
4-2-565, F1, 2nd Floor., M K Temple Street, Ramkote, Hyderabad - 500095 Andhra Pradesh - India e-MailID : asawa90@gmail.com		Appointment Date and Time			
		23-10-2013 and 10:00:00 AM			
Section-1		Section-2		Total	
Quantitative Ability & Data Interpretation		Verbal Ability & Logical Reasoning			
Score (225)	Percentile	Score (225)	Percentile	Score (450)	Percentile
147	98.82	142	98.64	289	99.54

NOTES:

- Only candidates who have taken the Common Admission Test (CAT 2013) are entitled to receive the score card. The print-out of the score card is for your information pertaining to CAT 2013. You will not receive score card by email or by postal mail.
- The scores reported are the scaled scores arrived at by establishing psychometric equivalences to adjust for any variation in difficulty level across the tests.
- Percentile refers to percentage of candidates who receive score less than or equal to the score obtained by the candidate.
- IIMs and Non-IIM member institutions independently decide how to use CAT 2013 scores on the basis of their own selection process. The scores are to be used only for selecting the candidates to their Post Graduate / Fellow Programme(s) in Management.
- Detection of instances of incorrect information and process violation by a candidate at any stage will lead to disqualification of the candidate. Candidate's score will become null and void and he/she will not be allowed to appear for CAT in future. If such instances go undetected during the current selection process but are detected in subsequent years, such disqualification will take place with retrospective effect.
- All queries regarding post-CAT 2013 selection process must be directed to respective IIMs. Prometric and CAT Centre will not answer post-CAT related queries.
- CAT 2013 score is valid only until 31st December 2014 and subject to meeting the minimum eligibility marks in the qualifying examination.
- Toll free number 1-800-419-0080 will be available till the 31st January 2014 and webmail support <http://www.prometric.com/IIM-CAT/contactus> will be available till 28th February 2014.

Back

Note: NIC is not responsible for any inadvertent error that may have crept in the information, being published on NET. The information, published on net is for immediate information to the students.

Data Provided by IIM Indore.

Printed on : Tuesday, January 14, 2014

Hosted by National Informatics Centre

FACTS Unofficial Transcript

To order an Official USF transcript: <http://www.registrar.usf.edu>

Name: Rohit Kumar
Address: 16-11-310/10/11/4 Saleem Nagar
Colony
Telangana
Hyderabad, 500036

Student is currently a Non-Resident Alien (Non USA)

Test Scores

GRE

Analyt	NULL
Quan	159
Verbal	141
Total	300.0

Course Information

		Campus	Grade	Credits	Earned	Quality Points
Admitted to Graduate Degree Program						
Spring 2016 01/11/2016 - 05/06/2016						
Engineering						
Computer Science						
Graduate						
CIS 6930	Low Power VLSI Design	T	A	3	3	12
CIS 6930	Info Security Privacy Dist Sys	T	A	3	3	12
COP 6611	Operating Systems	T	A	3	3	12
Graduate Standing						
Attempted: 9		Earned: 9		GPA Hours: 9		Quality Points: 36 GPA: 4

		Campus	Grade	Credits	Earned	Quality Points
<hr/>						
Summer 2016	05/16/2016 - 08/05/2016					
Engineering						
Computer Science						
Graduate						
CIS 6930	Prog on Massively Parallel Sys	T	A	3	3	12
Graduate Standing						
Attempted: 3		Earned: 3		GPA Hours: 3		Quality Points: 12
				GPA: 4		

		Campus	Grade	Credits	Earned	Quality Points
Fall 2016	08/22/2016 - 12/08/2016					
Engineering						
Computer Science						
Graduate						
CIS 6930	Advanced Databases	T	A	3	3	12
COT 6405	Intro to Theory of Algorithms	T	A	3	3	12
EEL 5771	Intro to Computer Graphics I	T	A	3	3	12
EEL 6764	Princ of Computer Architecture	T	A	3	3	12
Graduate Standing						
Attempted: 12		Earned: 12		GPA Hours: 12		Quality Points: 48
				GPA: 4		

		Campus	Grade	Credits	Earned	Quality Points
<hr/>						

01/09/2017 - 05/04/2017

Transcript Totals

	Earned Hours	GPA Hours	Points	GPA
Total System	24.0	24.0	96.0	4.0
Transfer	0	0	0	0
Overall	24.0	24.0	96.0	4.0

Kalidindi, Pramod

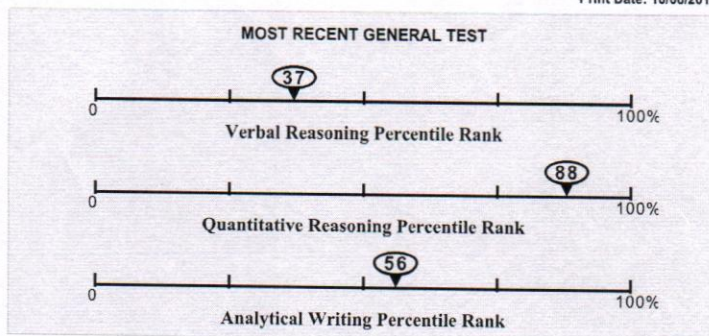
Examinee Score Report

Note: This report is not valid for transmission of scores to an institution.

Last (Family/Surname) Name, First (Given) Name, Middle Initial

Print Date: 10/08/2015

Address:	Plot 221A, New MLA and MP Colony Road no.10C, Jubilee Hills Hyderabad, 500033
Email Address:	pramod.kp72@gmail.com
Phone Number:	09959610228
Date of Birth:	07/25/1994
Social Security Number (last 4 digits):	
Gender:	Male
Intended Graduate Major Code:	0402
Intended Graduate Major:	Computer and Information Sciences - Computer Science
Most Recent Test Date:	02/11/2015
Registration Number:	3054167



All dates are formatted as MM/DD/YYYY.

This score report includes all of your General Test and Subject Test scores earned from July 1, 2008 to the present. Only reported scores are available for display.

General Test Scores

Test Date MM/DD/YYYY	Verbal Reasoning*				Quantitative Reasoning*				Analytical Writing	
	Prior Format		Current Format		Prior Format		Current Format		Score	% Below
	Scaled Score	Estimated Current Score	Scaled Score	% Below	Scaled Score	Estimated Current Score	Scaled Score	% Below		
02/11/2015			148	37			164	88	4.0	56

* No Score. Indicates that no questions were answered.

* The GRE Verbal Reasoning and Quantitative Reasoning score scales changed in August 2011. For tests taken August 2011 or later, scores are printed in the "Current Format" columns. For tests taken before August 2011, scores on the prior scales and the corresponding estimated scores on the current scales are printed in the "Prior Format" columns.

Subject Test Scores

Test Date	Test Name / Subscore Name	Scaled Score	% Below
-----------	---------------------------	--------------	---------

Score Recipient(s)

Your score reporting history is shown below. "Pending" indicates your scores are not yet available, or your order has not yet been processed.

Undergraduate Institution				
Report Date	Institution (Code)	Department (Code)	Test Type	Test Date

Score Recipient(s)				
Report Date	Institution or Fellowship Sponsor (Code)	Department (Code)	Test Type	Test Date
02/20/2015	Charlotte Sch Law (3739)	Computer Science (0402)	General Test	02/11/2015
02/20/2015	Illinois Inst Technology (1318)	Computer Science (0402)	General Test	02/11/2015

* Undergraduate Institution does not wish to receive scores

** Score recipient not valid/active

QUESTIONS ABOUT THIS GRE EXAMINEE SCORE REPORT

Information to help you interpret your GRE scores is available at www.ets.org/gre/stupubs. If you have any questions concerning this GRE Report of Scores, call ETS at 1-809-771-7679 or 1-86-473-4373 (toll free for test takers in the U.S., U.S. Territories*, and Canada) between 8:00 a.m. and 7:45 p.m. EST or email gre-info@ets.org. For information about interpreting your scores, consult [Interpreting Your GRE Scores](http://www.ets.org/gre/understand), which is available at www.ets.org/gre/understand.
*Includes American Samoa, Guam, Puerto Rico, and U.S. Virgin Islands

SCORE REPORTING

Policies pertaining to score reporting and use are periodically reviewed and revised by the GRE Board. The policies and procedures explained in the 2013-14 GRE Information and Registration Bulletin are effective only for the time period of August 1, 2013 to June 30, 2014 and supersede previous policies and procedures in previous bulletins. GRE scores are reportable for five(5) years following the testing year (July 1 to June 30) in which you tested. Currently, GRE scores earned after July 1, 2008 are available.

PERCENTILE RANK (% BELOW)

The percentile ranks in this report indicate the percentage of examinees who scored below your score. Note that these percentile ranks may be different from those that applied when the scores were originally reported to you if the scores were earned prior to July 2013. This reflects annual updating of these data to permit admissions officers to compare scores, whenever earned, with those for a recent reference group.

RETAKING A GRE TEST

You can take the GRE revised General Test once every 21 days, and up to five times within any continuous rolling 12-month period. This applies even if you canceled your scores on a test taken previously. You may take the paper-based GRE revised General Test and GRE Subject Tests as often as they are offered.
Note: This policy will be enforced even if a violation is not immediately identified (e.g., inconsistent registration information) and test scores have been reported. In such cases, the invalid scores will be canceled and score recipients will be notified of the cancellation. Test fees will be forfeited.

SCORES NOT REPORTED

"Scores Not Reported" is listed in the Report Date column of the Score Recipients section of your score report if one of three scenarios occurs:

- You requested scores to be sent to an undergraduate institution that does not receive scores.
- The code for the graduate institution you designated to receive scores is no longer active.
- Your reportable score record does not include scores for the requested test.

Note: This report is not valid for transmission of scores to an institution.

312


[Log Out](#) | [FAQs](#) | [Contact Us](#) | [TOEFL Home Page](#)

Test Taker Profile

[Update Contact Information](#)
[Update Identifying Information](#)
[Update TOEFL Search Service Preferences](#)
[Change Password](#)

Test Registration and Orders

[Register for a Test](#)
[Order Score Reports](#)
[View Order\(s\)](#)

Scores

[View Scores](#)

Store

[Bulletin](#)
[My Home Page](#)

View Scores

Registration Number: 0000000025636427

[Request additional score reports](#)

Security Information

Type: Passport

Country: India

ID: L1262851

Pramod Kalidindi

plot no 221a new mla
mp colony

road no 10c

jubilee hills

hyderabad, Telangana
500033

India

pramod.kp72@gmail.com

(91) 9959610228

ETS ID: 11509017

[Report Cheating](#)

Test	Test Date	Reading	Listening	Speaking	Writing	Total
TOEFL iBT	Sat Sep 05 11:28:17 EDT 2015	28	30	23	22	103

[How to interpret scores](#)

Reading Skills	Level	Your Performance
Reading	High(22-30)	<p>Test takers who receive a score at the HIGH level, as you did, typically understand academic texts in English that require a wide range of reading abilities regardless of the difficulty of the texts.</p> <p>Test takers who score at the HIGH level, typically</p> <ul style="list-style-type: none"> • have a very good command of academic vocabulary and grammatical structure; • can understand and connect information, make appropriate inferences, and synthesize ideas, even when the text is conceptually dense and the language is complex; • can recognize the expository organization of a text and the role that specific information serves within the larger text, even when the text is conceptually dense; and • can abstract major ideas from a text, even when the text is conceptually dense and contains complex language.
Listening Skills	Level	Your Performance
Listening	High(22-30)	<p>Test takers who receive a score at the HIGH level, as you did, typically understand conversations and lectures in English that present a wide range of listening demands. These demands can include difficult vocabulary (uncommon terms, or colloquial or figurative language), complex grammatical structures, abstract or complex ideas, and/or making sense of unexpected or seemingly contradictory information.</p> <p>When listening to lectures and conversations like these, test takers at the HIGH level typically can</p> <ul style="list-style-type: none"> • understand main ideas and important details, whether they are stated or implied; • distinguish more important ideas from less important ones; • understand how information is being used (for example,



BOMMA, DINESH

Examinee Score Report

Note: This report is not valid for transmission of scores to an institution.

Last (Family/Surname) Name, First (Given) Name, Middle Initial

Address: H-No 2-71 Thogarrai MdI-Duggondi
Dist-Warangal Telangana India
Warangal. 506331

Email Address: bommadineshreddy@gmail.com

Phone Number: 9700529945

Date of Birth: 11/13/1994

Social Security Number (last 4 digits):

Gender: Male

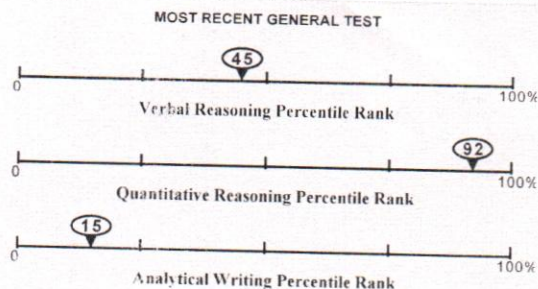
Intended Graduate Major Code: 0402

Intended Graduate Major: Computer and Information Sciences - Computer Science

Most Recent Test Date: 03/23/2015

Registration Number: 3136814

Print Date: 10/08/2015



All dates are formatted as MM/DD/YYYY.

This score report includes all of your General Test and Subject Test scores earned from July 1, 2008 to the present. Only reported scores are available for display.

General Test Scores

Test Date MM/DD/YYYY	Verbal Reasoning*				Quantitative Reasoning*				Analytical Writing	
	Prior Format Scaled Score	Estimated Current Score	Current Format Scaled Score	% Below	Prior Format Scaled Score	Estimated Current Score	Current Format Scaled Score	% Below	Score	% Below
03/23/2015			150	45			166	92	3.0	15

NS - No Score. Indicates that no questions were answered.

* The GRE Verbal Reasoning and Quantitative Reasoning score scales changed in August 2011. For tests taken August 2011 or later, scores are printed in the "Current Format" columns. For tests taken before August 2011, scores on the prior scales and the corresponding estimated scores on the current scales are printed in the "Prior Format" columns.

Subject Test Scores

Test Date	Test Name / Subscore Name	Scaled Score	% Below
-----------	---------------------------	--------------	---------

Score Recipient(s)

Your score reporting history is shown below. "Pending" indicates your scores are not yet available, or your order has not yet been processed.

Undergraduate Institution

Report Date	Institution (Code)	Department (Code)	Test Type	Test Date
-------------	--------------------	-------------------	-----------	-----------

Score Recipient(s)

Report Date	Institution or Fellowship Sponsor (Code)	Department (Code)	Test Type	Test Date
04/01/2015	U CA Santa Barbara (4835)	Computer Science (0402)	General Test	03/23/2015
04/01/2015	Illinois Inst Technology (1318)	Computer Science (0402)	General Test	03/23/2015
04/01/2015	U N Texas Dallas (4819)	Computer Science (0402)	General Test	03/23/2015

* Undergraduate Institution does not wish to receive scores

** Score recipient not valid/active

QUESTIONS ABOUT THIS GRE EXAMINEE SCORE REPORT

Information to help you interpret your GRE scores is available at www.ets.org/gre/stupubs. If you have any questions concerning this GRE Report of Scores, call ETS at 1-800-771-7679 or 1-866-473-4373 (toll free for test takers in the U.S., U.S. Territories*, and Canada) between 8:00 a.m. and 7:45 p.m. EST or email gre-info@ets.org. For information about interpreting your scores, consult

Interpreting Your GRE Scores, which is available at www.ets.org/gre/understand.

*Includes American Samoa, Guam, Puerto Rico, and U.S. Virgin Islands

SCORE REPORTING

Policies pertaining to score reporting and use are periodically reviewed and revised by the GRE Board. The policies and procedures explained in the 2013-14 *GRE Information and Registration Bulletin* are effective only for the time period of August 1, 2013 to June 30, 2014 and supersede previous policies and procedures in previous bulletins. GRE scores are reportable for five(5) years following the testing year (July 1 to June 30) in which you tested. Currently, GRE scores earned after July 1, 2008 are available.

PERCENTILE RANK (% BELOW)

The percentile ranks in this report indicate the percentage of examinees who scored below your score. Note that these percentile ranks may be different from those that applied when the scores were originally reported to you if the scores were earned prior to July 2013. This reflects annual updating of these data to permit admissions officers to compare scores, whenever earned, with those for a recent reference group.

RETAKING A GRE TEST

You can take the GRE revised General Test once every 21 days, and up to five times within any continuous rolling 12-month period. This applies even if you canceled your scores on a test taken previously. You may take the paper-based GRE revised General Test and GRE Subject Tests as often as they are offered.

Note: This policy will be enforced even if a violation is not immediately identified (e.g., inconsistent registration information) and test scores have been reported. In such cases, the invalid scores will be canceled and score recipients will be notified of the cancellation. Test fees will be forfeited.

SCORES NOT REPORTED

"Scores Not Reported" is listed in the Report Date column of the Score Recipients section of your score report if one of three scenarios occurs:

- You requested scores to be sent to an undergraduate institution that does not receive scores.
- The code for the graduate institution you designated to receive scores is no longer active.
- Your reportable score record does not include scores for the requested test.

Note: This report is not valid for transmission of scores to an institution.

THIS IS A PDF DOWNLOADED AND PRINTED BY THE TEST TAKER, INTENDED FOR THE TEST TAKER'S PERSONAL RECORDS.

Name: **Dinesh, Bomma**

Last (Family/Surname) Name, First (Given) Name Middle Name

Email: bommadineshreddy@gmail.com


Gender: M

Date of Birth: 13 Nov 1994

Registration Number: 0000 0000 2563 6666

Test Date: 05 Sep 2015 Sponsor Code:

Dinesh, Bomma
H-No 2-71 Thogarrai, Duggondi, Warangal
Telangana, India
warangal, Telangana 506331
India



TOEFL iBT Scaled Scores

Reading	26
Listening	24
Speaking	19
Writing	24
Total Score	93

Country of Birth: India

Native Language: TELUGU

Test Center: APCU-8936 - HYDERABAD, 8936 INDIA

Test Center Country: India

Inst. Code	Dept. Code
5827	99
6897	99
4007	99
1833	99

----- Security Identification -----

ID Type: Passport

ID No.: xxxxxxxxxxxxxxxxxxxx1156

Issuing Country: India

79

Reading Skills	Level	Your Performance
Reading	High	<p>Test takers who receive a score at the HIGH level, as you did, typically understand academic texts in English that require a wide range of reading abilities regardless of the difficulty of the texts.</p> <p>Test takers who score at the HIGH level, typically</p> <ul style="list-style-type: none">• have a very good command of academic vocabulary and grammatical structure;• can understand and connect information, make appropriate inferences, and synthesize ideas, even when the text is conceptually dense and the language is complex;• can recognize the expository organization of a text and the role that specific information serves within the larger text, even when the text is conceptually dense; and• can abstract major ideas from a text, even when the text is conceptually dense and contains complex language.
Listening Skills	Level	Your Performance
Listening	High	<p>Test takers who receive a score at the HIGH level, as you did, typically understand conversations and lectures in English that present a wide range of listening demands. These demands can include difficult vocabulary (uncommon terms, or colloquial or figurative language), complex grammatical structures, abstract or complex ideas, and/or making sense of unexpected or seemingly contradictory information.</p> <p>When listening to lectures and conversations like these, test takers at the HIGH level typically can</p> <ul style="list-style-type: none">• understand main ideas and important details, whether they are stated or implied;• distinguish more important ideas from less important ones;• understand how information is being used (for example, to provide evidence for a claim or describe a step in a complex process);• recognize how pieces of information are connected (for example, in a cause-and-effect relationship);• understand many different ways that speakers use language for purposes other than to give information (for example, to emphasize a point, express agreement or disagreement, or convey intentions indirectly); and• synthesize information, even when it is not presented in sequence, and make correct inferences on the basis of that information.

COMMON ADMISSION TEST 2017 (CAT 2017)

INDIAN INSTITUTES OF MANAGEMENT



CAT 2017 SCORE CARD

Name of the Candidate : DINESH BOMMA

Address :

H No 2 71 beside post office lane Thogarrai
Duggondi Warangal

Town/City : Thogarrai

District : Warangal

State : TELANGANA

Email : bommadineshreddy@gmail.com



Test Day Photo



Uploaded Photo

CAT Registration Number / User Id	7095379	Category	General
Gender	Male	PwD Status	No
Date of Birth	13/Nov/1994	Date and Time of Test	26-Nov-2017 09:00 AM - 12:00 PM

Section		Section		Section		Total	
Verbal Ability & Reading Comprehension		Data Interpretation & Logical Reasoning		Quantitative Ability			
Scaled Score	Percentile	Scaled Score	Percentile	Scaled Score	Percentile	Overall Scaled Score	Overall Percentile
59.99	93.12	27.54	90.58	49.46	92.70	136.99	94.76

Instructions:

- Only candidates who have taken the Common Admission Test (CAT 2017) are entitled to receive the score card. Keep a print-out of this score card for your information pertaining to CAT 2017. You will not receive score card by email or by post.
- The Overall Scaled Score is the sum of the scaled scores of the candidate in the three sections.
- Percentile refers to percentage of candidates who receive score less than or equal to the score obtained by the candidate.
- IIMs and Non-IIM member institutions independently decide how to use CAT 2017 scores on the basis of their own selection process. The scores are to be used only for selecting the candidates to their Post Graduate / Fellow Programme(s) in Management
- Detection of instances of incorrect information and process violation by a candidate at any stage will lead to disqualification of the candidate. Candidate's score will become null and void and he/she will not be allowed to appear for CAT in future. If such instances go undetected during the current selection process but are detected in subsequent years, such disqualification will take place with retrospective effect.
- All queries regarding post-CAT 2017 selection process must be directed to respective IIMs. CAT Centre will not answer post-CAT related queries.
- CAT 2017 score is valid only until 31st December 2018 and subject to meeting the minimum eligibility marks in the qualifying examination.
- Toll free number 1-800-266-3549 will be available till 20th January, 2018 and webmail support cathelpdesk@iimcat.ac.in will be available till 31st March, 2018 respectively.

ETS TOEFL iBT TOEFL iBT® Test Taker Score Report

THIS IS A PDF DOWNLOADED AND PRINTED BY THE TEST TAKER, INTENDED FOR THE TEST TAKER'S PERSONAL RECORDS.

Name: **Lakkam, Satish Nandan Reddy**
Last (Family/Surname) Name, First (Given) Name Middle Name

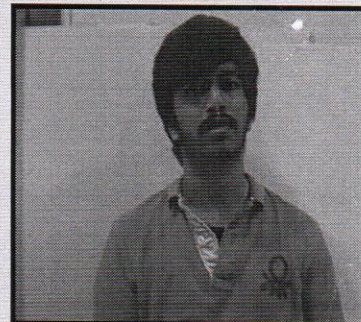
Email: satish.lakkam@gmail.com

Gender: M

Date of Birth: 18 Jul 1995

Registration Number: 0000 0000 2581 8952

Test Date: 26 Sep 2015 Sponsor Code:



Lakkam, Satish Nandan Reddy
 34-30, Bandarnagar, Wanaparthy
 Mahaboobnagar, Telangana 509103
 India

TOEFL iBT Scaled Scores

Reading	27
Listening	23
Speaking	23
Writing	22
Total Score	95

Country of Birth: India

Native Language: TELUGU

Test Center: STN14592A - St. Francis College for Women - Hyderabad

Test Center Country: India

Inst. Code	Dept. Code
4687	99

----- Security Identification -----

ID Type: Passport

ID No.: xxxxxxxxxxxxxxxxxxxx8812

Issuing Country: India

85

Reading Skills	Level	Your Performance
Reading	High	<p>Test takers who receive a score at the HIGH level, as you did, typically understand academic texts in English that require a wide range of reading abilities regardless of the difficulty of the texts.</p> <p>Test takers who score at the HIGH level, typically</p> <ul style="list-style-type: none"> • have a very good command of academic vocabulary and grammatical structure; • can understand and connect information, make appropriate inferences, and synthesize ideas, even when the text is conceptually dense and the language is complex; • can recognize the expository organization of a text and the role that specific information serves within the larger text, even when the text is conceptually dense; and • can abstract major ideas from a text, even when the text is conceptually dense and contains complex language.
Listening Skills	Level	Your Performance
Listening	High	<p>Test takers who receive a score at the HIGH level, as you did, typically understand conversations and lectures in English that present a wide range of listening demands. These demands can include difficult vocabulary (uncommon terms, or colloquial or figurative language), complex grammatical structures, abstract or complex ideas, and/or making sense of unexpected or seemingly contradictory information.</p> <p>When listening to lectures and conversations like these, test takers at the HIGH level typically can</p> <ul style="list-style-type: none"> • understand main ideas and important details, whether they are stated or implied; • distinguish more important ideas from less important ones; • understand how information is being used (for example, to provide evidence for a claim or describe a step in a complex process); • recognize how pieces of information are connected (for example, in a cause-and-effect relationship); • understand many different ways that speakers use language for purposes other than to give information (for example, to emphasize a point, express agreement or disagreement, or convey intentions indirectly); and • synthesize information, even when it is not presented in sequence, and make correct inferences on the basis of that information.





Scorecard
Number
TESI5

GATE 2016 Scorecard

Graduate Aptitude Test in Engineering

Name

DORAGARI AJAY CHANDRA

Registration Number

EE16S62143291

Examination Paper

Electrical Engineering (EE)



(Signature)

(Candidate's Signature)

GATE Score **493**

Valid from March 23, 2016 to March 22, 2019

Mark out of 100* **37.64**

All India Rank in this paper **6598**

Qualifying Marks** **25.1** **22.5** **16.7**
General OBC (NCL) SC/ST/PwD

Number of Candidates
Appeared in this paper **125859**

* Normalized marks for multisession papers

** A candidate is considered qualified if the marks secured are greater than or equal to the qualifying marks mentioned in the relevant category for which a valid category certificate, if applicable, must be produced along with this scorecard.

Digital Fingerprint : 4804fb9dbcd6a62dcc1a1f04ace8c35d

March 23, 2016

T. Bhattacharyya

Prof. Tirthankar Bhattacharyya

Organizing Chairperson GATE2016 on behalf of NCB-GATE, for MHRD

Candidate's Details

Bounds Candidate's Performance

Organizing Institute for GATE 2016: Indian Institute of Science

The GATE 2016 score is calculated using the formula

$$GATE\ Score = S_q + (S_r - S_q) \frac{(M - M_q)}{(\bar{M}_r - M_q)}$$

where,

M is the marks obtained by the candidate in the paper, mentioned on this scorecard in GATE 2016

M_q is the qualifying marks for general category candidate in the paper

\bar{M}_r is the mean of marks of top 0.1% or top 10 (whichever is larger) of the candidates who appeared in the paper (in case of multi-session papers including all sessions)

$S_q = 350$, is the score assigned to M_q

$S_r = 900$, is the score assigned to \bar{M}_r

In the GATE 2016 score formula, M_q is 25 marks (out of 100) or $\mu + \sigma$, whichever is greater. Here μ is the mean and σ is the standard deviation of marks of all the candidates who appeared in the paper.

Qualifying in GATE 2016 does not guarantee either an admission to a post-graduate program or a scholarship/assistantship. Admitting institutes may conduct further tests and interviews for final selection.

Codes for XE and XL Paper Sections (compulsory section and any other two sections) :

XE: Engineering Sciences	XL: Life Sciences
A-Engineering Mathematics (compulsory)	H-Chemistry (compulsory)
B-Fluid Mechanics	I-Biochemistry
C-Material Science	J-Botany
D-Solid Mechanics	K-Microbiology
E-Thermodynamics	L-Zoology
F-Polymer Science and Engineering	M-Food Technology
G-Food Technology	

Graduate Aptitude Test in Engineering (GATE) 2016 was organized by the Indian Institute of Science on behalf of the National Coordination Board (NCB) for the Department of Higher Education, Ministry of Human Resource Development (MHRD), Government of India.

Authenticity of this scorecard can be verified at the GATE 2016 website <http://gate.iisc.ernet.in>

2015-16

1602-12-736-303

110



Scorecard
Number
CRCQX

GATE 2016 Scorecard

Graduate Aptitude Test in Engineering

Name

GURRAM SHIVA KUMAR

Registration Number

ME16S12136054

Examination Paper

Mechanical Engineering (ME)



(Candidate's Signature)

GATE Score **379**

Valid from March 23, 2016 to March 22, 2019

Mark out of 100* **32.53**All India Rank in this paper **23328**

Qualifying Marks**

29.6	26.6	19.7
General	OBC (NCL)	SC/ST/PwD

Number of Candidates
Appeared in this paper **197789**

* Normalized marks for multisession papers

** A candidate is considered qualified if the marks secured are greater than or equal to the qualifying marks mentioned in the relevant category for which a valid category certificate, if applicable, must be produced along with this scorecard.

Digital Fingerprint : 4ba503062c57479f6e9cc9d4f4a1a263

March 23, 2016

Prof. Tirthankar Bhattacharyya

Organizing Chairperson GATE2016 on behalf of NCB-GATE, for MHRD

Candidate's Details

Candidate's Performance

Organizing Institute for GATE 2016: Indian Institute of Science

The GATE 2016 score is calculated using the formula

$$GATE\ Score = S_q + (S_t - S_q) \frac{(M - M_q)}{(\bar{M}_t - M_q)}$$

where,

 M is the marks obtained by the candidate in the paper, mentioned on this scorecard in GATE 2016 M_q is the qualifying marks for general category candidate in the paper \bar{M}_t is the mean of marks of top 0.1% or top 10 (whichever is larger) of the candidates who appeared in the paper (in case of multi-session papers including all sessions) $S_q = 350$, is the score assigned to M_q $S_t = 900$, is the score assigned to \bar{M}_t

In the GATE 2016 score formula, M_q is 25 marks (out of 100) or $\mu + \sigma$, whichever is greater. Here μ is the mean and σ is the standard deviation of marks of all the candidates who appeared in the paper.

Qualifying in GATE 2016 does not guarantee either an admission to a post-graduate program or a scholarship/assistantship.

Admitting institutes may conduct further tests and interviews for final selection.

Codes for XE and XL Paper Sections (compulsory section and any other two sections) :

XE: Engineering Sciences

XL: Life Sciences

A-Engineering Mathematics (compulsory)

H-Chemistry (compulsory)

B-Fluid Mechanics

I-Biochemistry

C-Material Science

J-Botany

D-Solid Mechanics

K-Microbiology

E-Thermodynamics

L-Zoology

F-Polymer Science and Engineering

M-Food Technology

G-Food Technology

Graduate Aptitude Test in Engineering (GATE) 2016 was organized by the Indian Institute of Science on behalf of the National Coordination Board (NCB) for the Department of Higher Education, Ministry of Human Resource Development (MHRD), Government of India.

Authenticity of this scorecard can be verified at the GATE 2016 website <http://gate.iisc.ernet.in>



Scorecard
Number
CWHEO

GATE 2016 Scorecard

Graduate Aptitude Test in Engineering

1602-12-736-101

Name

S.V.S.SAI SRI KRISHNA

Registration Number

ME16S12139048

Examination Paper

Mechanical Engineering (ME)



S.V.S.SAI SRI KRISHNA

(Candidate's Signature)

GATE Score

365

Valid from March 23, 2016 to March 22, 2019

Mark out of 100*

31.13

All India Rank in this paper

25363

Qualifying Marks**

29.6

26.6

19.7

General

OBC (NCL)

SC/ST/PwD

Number of Candidates
Appeared in this paper

197789

* Normalized marks for multisession papers

** A candidate is considered qualified if the marks secured are greater than or equal to the qualifying marks mentioned in the relevant category for which a valid category certificate, if applicable, must be produced along with this scorecard.

Digital Fingerprint : 7fceb71ec8bae0ee30ac2fcc9844cd94

March 23, 2016

T. Bhattacharyya

Prof. Tirthankar Bhattacharyya

Organizing Chairperson GATE2016 on behalf of NCB-GATE, for MHRD

The GATE 2016 score is calculated using the formula

$$GATE\ Score = S_q + (S_t - S_q) \frac{(M - M_q)}{(\bar{M}_t - M_q)}$$

where,

M is the marks obtained by the candidate in the paper, mentioned on this scorecard in GATE 2016

M_q is the qualifying marks for general category candidate in the paper

\bar{M}_t is the mean of marks of top 0.1% or top 10 (whichever is larger) of the candidates who appeared in the paper (in case of multi-session papers including all sessions)

$S = 350$, is the score assigned to M_q

$S = 100$, is the score assigned to \bar{M}_t

In the GATE 2016 score formula, M_q is 25 marks (out of 100) or $\mu + \sigma$, whichever is greater. Here μ is the mean and σ is the standard deviation of marks of all the candidates who appeared in the paper.

Qualifying in GATE 2016 does not guarantee either an admission to a post-graduate program or a scholarship/assistantship.

Admitting institutes may conduct further tests and interviews for final selection.

Codes for XE and XL Paper Sections (compulsory section and any other two sections) :

XE: Engineering Sciences

A-Engineering Mathematics (compulsory)

B-Fluid Mechanics

C-Material Science

D-Solid Mechanics

E-Thermodynamics

F-Polymer Science and Engineering

G-Food Technology

XL: Life Sciences

H-Chemistry (compulsory)

I-Biochemistry

J-Botany

K-Microbiology

L-Zoology

M-Food Technology

Graduate Aptitude Test in Engineering (GATE) 2016 was organized by the Indian Institute of Science on behalf of the National Coordination Board (NCB) for the Department of Higher Education, Ministry of Human Resource Development (MHRD), Government of India.

Authenticity of this scorecard can be verified at the GATE 2016 website <http://gate.iisc.ernet.in>

1602-12-736-101

Organizing Institute for GATE 2016: Indian Institute of Science



Scorecard
Number
ZPQ7U

GATE 2016 Scorecard

Graduate Aptitude Test in Engineering

Name

UMMANI SUMA

Registration Number

ME16S22138319

Examination Paper

Mechanical Engineering (ME)



Suma

(Candidate's Signature)

Organizing Institute for GATE 2016: Indian Institute of Science

GATE Score **413**

Valid from March 23, 2016 to March 22, 2019

Mark out of 100* **35.87**

All India Rank in this paper **19303**

Qualifying Marks**

29.6

26.6

19.7

General

OBC (NCL)

SC/ST/PwD

Number of Candidates
Appeared in this paper

197789

* Normalized marks for multisession papers

** A candidate is considered qualified if the marks secured are greater than or equal to the qualifying marks mentioned in the relevant category for which a valid category certificate, if applicable, must be produced along with this scorecard.

Digital Fingerprint : 5d67299cb30ff50b5c96ffef5efa6639

March 23, 2016

T. Bhattacharyya

Prof. Tirthankar Bhattacharyya

Organizing Chairperson GATE2016 on behalf of NCB-GATE, for MHRD

The GATE 2016 score is calculated using the formula

$$GATE\ Score = S_q + (S_t - S_q) \frac{(M - M_q)}{(\bar{M}_t - M_q)}$$

where,

M is the marks obtained by the candidate in the paper, mentioned on this scorecard in GATE 2016

M_q is the qualifying marks for general category candidate in the paper

\bar{M}_t is the mean of marks of top 0.1% or top 10 (whichever is larger) of the candidates who appeared in the paper (in case of multi-session papers including all sessions)

$S_q = 350$, is the score assigned to M_q

$S_t = 900$, is the score assigned to \bar{M}_t

In the GATE 2016 score formula, M_q is 25 marks (out of 100) or $\mu + \sigma$, whichever is greater. Here μ is the mean and σ is the standard deviation of marks of all the candidates who appeared in the paper.

Qualifying in GATE 2016 does not guarantee either an admission to a post-graduate program or a scholarship/assistantship. Admitting institutes may conduct further tests and interviews for final selection.

Codes for XE and XL Paper Sections (compulsory section and any other two sections) :

XE: Engineering Sciences

A-Engineering Mathematics (compulsory)

B-Fluid Mechanics

C-Material Science

D-Solid Mechanics

E-Thermodynamics

F-Polymer Science and Engineering

G-Food Technology

XL: Life Sciences

H-Chemistry (compulsory)

I-Biochemistry

J-Botany


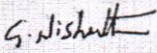
K-Microbiology

L-Zoology

M-Food Technology

Graduate Aptitude Test in Engineering (GATE) 2016 was organized by the Indian Institute of Science on behalf of the National Coordination Board (NCB) for the Department of Higher Education, Ministry of Human Resource Development (MHRD), Government of India.

Authenticity of this scorecard can be verified at the GATE 2016 website <http://gate.iisc.ernet.in>

GATE 2016 Scorecard		Graduate Aptitude Test in Engineering	
Candidate's Details	Scorecard Number RBK0A	Name G NISHANTH	  (Candidate's Signature)
		Registration Number ME16S12153080	
		Examination Paper Mechanical Engineering (ME)	
Candidate's Performance	GATE Score 269	Valid from March 23, 2016 to March 22, 2019	
	Mark out of 100* 21.74	All India Rank in this paper 44851	
	Qualifying Marks**	Number of Candidates Appeared in this paper 197789	
	29.6 General 26.6 OBC (NCL) 19.7 SC/ST/PwD		
* Normalized marks for multisession papers ** A candidate is considered qualified if the marks secured are greater than or equal to the qualifying marks mentioned in the relevant category for which a valid category certificate, if applicable, must be produced along with this scorecard. Digital Fingerprint : 12e52d8bda1348bfc8f99685d621d13			
		March 23, 2016 Organizing Chairperson GATE2016 on behalf of NCB-GATE, for MHRD	
		Prof. Tirthankar Bhattacharyya Organizing Chairperson GATE2016 on behalf of NCB-GATE, for MHRD	

The GATE 2016 score is calculated using the formula

$$GATE\ Score = S_q + (S_t - S_q) \frac{(M - M_q)}{(\bar{M}_t - M_q)}$$

where,

M is the marks obtained by the candidate in the paper, mentioned on this scorecard in GATE 2016

M_q is the qualifying marks for general category candidate in the paper

\bar{M}_t is the mean of marks of top 0.1% or top 10 (whichever is larger) of the candidates who appeared in the paper (in case of multi-session papers including all sessions)

$S_q = 350$, is the score assigned to \bar{M}_q

$S_t = 900$, is the score assigned to \bar{M}_t

In the GATE 2016 score formula, M_q is 25 marks (out of 100) or $\mu + \sigma$, whichever is greater. Here μ is the mean and σ is the standard deviation of marks of all the candidates who appeared in the paper.

Qualifying in GATE 2016 does not guarantee either an admission to a post-graduate program or a scholarship/assistantship.

Admitting institutes may conduct further tests and interviews for final selection.

Codes for XE and XL Paper Sections (compulsory section and any other two sections) :

XE: Engineering Sciences

A-Engineering Mathematics (compulsory)

B-Fluid Mechanics

C-Material Science

D-Solid Mechanics

E-Thermodynamics

F-Polymer Science and Engineering

G-Food Technology

XL: Life Sciences

H-Chemistry (compulsory)

I-Biochemistry

J-Botany




K-Microbiology

L-Zoology

M-Food Technology

Graduate Aptitude Test in Engineering (GATE) 2016 was organized by the Indian Institute of Science on behalf of the National Coordination Board (NCB) for the Department of Higher Education, Ministry of Human Resource Development (MHRD), Government of India.

Authenticity of this scorecard can be verified at the GATE 2016 website <http://gate.iisc.ernet.in>

Candidate's Details		Candidate's Performance	
 <h1 style="text-align: center;">GATE 2016 Scorecard</h1> <h2 style="text-align: center;">Graduate Aptitude Test in Engineering</h2>			
Name <div>PATIL ABHINAV</div>		 (Candidate's Signature)	
Registration Number <div>ME16S32156476</div>			
Examination Paper <div>Mechanical Engineering (ME)</div>			
GATE Score <div>603</div>		Valid from March 23, 2016 to March 22, 2019	
Mark out of 100* <div>54.43</div>		All India Rank in this paper <div>5686</div>	
Qualifying Marks** <div> <div>29.6</div> <div>26.6</div> <div>19.7</div> </div> <div>General OBC (NCL) SC/ST/PwD</div>		Number of Candidates Appeared in this paper <div>197789</div>	
<small>* Normalized marks for multisession papers</small>			
<small>** A candidate is considered qualified if the marks secured are greater than or equal to the qualifying marks mentioned in the relevant category for which a valid category certificate, if applicable, must be produced along with this scorecard.</small>			
Digital Fingerprint : 856937576788dbfb73ec06a990e216b		<div>T. Bhattacharyya</div> Prof. Tirthankar Bhattacharyya Organizing Chairperson GATE2016 on behalf of NCB-GATE, for MHRD	

The GATE 2016 score is calculated using the formula

$$GATE\ Score = S_q + (S_t - S_q) \frac{(M - M_q)}{(\bar{M}_t - M_q)}$$

where,

M is the marks obtained by the candidate in the paper, mentioned on this scorecard in GATE 2016

M_q is the qualifying marks for general category candidate in the paper

\bar{M}_t is the mean of marks of top 0.1% or top 10 (whichever is larger) of the candidates who appeared in the paper (in case of multi-session papers including all sessions)

$S_q = 350$, is the score assigned to M_q

$S_t = 900$, is the score assigned to \bar{M}_t

In the GATE 2016 score formula, M_q is 25 marks (out of 100) or $\mu + \sigma$, whichever is greater. Here μ is the mean and σ is the standard deviation of marks of all the candidates who appeared in the paper.

Qualifying in GATE 2016 does not guarantee either an admission to a post-graduate program or a scholarship/assistantship. Admitting institutes may conduct further tests and interviews for final selection.

Codes for XE and XL Paper Sections (compulsory section and any other two sections) :

XE: Engineering Sciences

A-Engineering Mathematics (compulsory)

B-Fluid Mechanics

C-Material Science

D-Solid Mechanics

E-Thermodynamics

F-Polymer Science and Engineering

G-Food Technology

XL: Life Sciences

H-Chemistry (compulsory)

I-Biochemistry

J-Botany

K-Microbiology

L-Zoology

M-Food Technology

Graduate Aptitude Test in Engineering (GATE) 2016 was organized by the Indian Institute of Science on behalf of the National Coordination Board (NCB) for the Department of Higher Education, Ministry of Human Resource Development (MHRD), Government of India.

Authenticity of this scorecard can be verified at the GATE 2016 website <http://gate.iisc.ernet.in>



Scorecard
Number
IHX YD

GATE 2016 Scorecard

Graduate Aptitude Test in Engineering

Name

LAKKAKULA SAIDEV

Registration Number

ME16S12139008

Examination Paper

Mechanical Engineering (ME)



L. Saidev

(Candidate's Signature)

GATE Score

642

Valid from March 23, 2016 to March 22, 2019

Mark out of 100*

58.26

All India Rank in this paper

4089

Qualifying Marks**

29.6

26.6

19.7

General

OBC (NCL)

SC/ST/PwD

Number of Candidates
Appeared in this paper

197789

* Normalized marks for multisession papers

** A candidate is considered qualified if the marks secured are greater than or equal to the qualifying marks mentioned in the relevant category for which a valid category certificate, if applicable, must be produced along with this scorecard.

Digital Fingerprint : e7013d778a5611c32db349500c09acbb

March 23, 2016

T. Bhattacharyya

Prof. Tirthankar Bhattacharyya

Organizing Chairperson GATE2016 on behalf of NCB-GATE, for MHRD

The GATE 2016 score is calculated using the formula

$$GATE\ Score = S_q + (S_t - S_q) \frac{(M - M_q)}{(\bar{M}_t - M_q)}$$

where,

M is the marks obtained by the candidate in the paper, mentioned on this scorecard in GATE 2016

M_q is the qualifying marks for general category candidate in the paper

\bar{M}_t is the mean of marks of top 0.1% or top 10 (whichever is larger) of the candidates who appeared in the paper (in case of multi-session papers including all sessions)

$S_q = 350$, is the score assigned to M_q

$S_t = 900$, is the score assigned to \bar{M}_t

In the GATE 2016 score formula, M_q is 25 marks (out of 100) or $\mu + \sigma$, whichever is greater. Here μ is the mean and σ is the standard deviation of marks of all the candidates who appeared in the paper.

Qualifying in GATE 2016 does not guarantee either an admission to a post-graduate program or a scholarship/assistantship. Admitting institutes may conduct further tests and interviews for final selection.

Codes for XE and XL Paper Sections (compulsory section and any other two sections) :

XE: Engineering Sciences

A-Engineering Mathematics (compulsory)

B-Fluid Mechanics

C-Material Science

D-Solid Mechanics

E-Thermodynamics

F-Polymer Science and Engineering

G-Food Technology

XL: Life Sciences

H-Chemistry (compulsory)

I-Biochemistry

J-Botany

K-Microbiology

L-Zoology

M-Food Technology

Graduate Aptitude Test in Engineering (GATE) 2016 was organized by the Indian Institute of Science on behalf of the National Coordination Board (NCB) for the Department of Higher Education, Ministry of Human Resource Development (MHRD), Government of India.

Authenticity of this scorecard can be verified at the GATE 2016 website <http://gate.iisc.ernet.in>



GATE 2016 Scorecard

Graduate Aptitude Test in Engineering

Name

MITHILESH KUMAR MAURYA

Registration Number

ME16S12155162

Examination Paper

Mechanical Engineering (ME)



Mithilesh Kumar

(Candidate's Signature)

GATE Score **730**

Valid from March 23, 2016 to March 22, 2019

Mark out of 100* **66.96**

All India Rank in this paper **1639**

Qualifying Marks**

29.6

26.6

19.7

General

OBC (NCL)

SC/ST/PwD

Number of Candidates
Appeared in this paper

197789

* Normalized marks for multisession papers

** A candidate is considered qualified if the marks secured are greater than or equal to the qualifying marks mentioned in the relevant category for which a valid category certificate, if applicable, must be produced along with this scorecard.

Digital Fingerprint : d48382ccfb72e7f3ce141e36b1d4c070

March 23, 2016

Organizing Chairperson GATE2016 on behalf of NCB-GATE, for MHRD

T. Bhattacharyya

Prof. Tirthankar Bhattacharyya

Candidate's Details

Candidate's Performance

Organizing Institute for GATE 2016: Indian Institute of Science

The GATE 2016 score is calculated using the formula

$$GATE\ Score = S_q + (S_t - S_q) \frac{(M - M_q)}{(\bar{M}_t - M_q)}$$

where,

M is the marks obtained by the candidate in the paper, mentioned on this scorecard in GATE 2016

M_q is the qualifying marks for general category candidate in the paper

\bar{M}_t is the mean of marks of top 0.1% or top 10 (whichever is larger) of the candidates who appeared in the paper (in case of multi-session papers including all sessions)

S_q is the score assigned to M_q

S_t is the score assigned to \bar{M}_t

In the GATE 2016 score formula, M_q is 25 marks (out of 100) or $\mu + \sigma$, whichever is greater. Here μ is the mean and σ is the standard deviation of marks of all the candidates who appeared in the paper.

Qualifying in GATE 2016 does not guarantee either an admission to a post-graduate program or a scholarship/assistantship.

Admitting institutes may conduct further tests and interviews for final selection.

Codes for XE and XL Paper Sections (compulsory section and any other two sections) :

XE: Engineering Sciences

A-Engineering Mathematics (compulsory)

B-Fluid Mechanics

C-Material Science

D-Solid Mechanics

E-Thermodynamics

F-Polymer Science and Engineering

G-Food Technology

XL: Life Sciences

H-Chemistry (compulsory)

I-Biochemistry

J-Botany

K-Microbiology

L-Zoology

M-Food Technology

Graduate Aptitude Test in Engineering (GATE) 2016 was organized by the Indian Institute of Science on behalf of the National Coordination Board (NCB) for the Department of Higher Education, Ministry of Human Resource Development (MHRD), Government of India.

Authenticity of this scorecard can be verified at the GATE 2016 website <http://gate.iisc.ernet.in>



Scorecard
Number
QNMAW

GATE 2016 Scorecard

Graduate Aptitude Test in Engineering

Name

CHATHRI POSHADRI

Registration Number

ME16S32148057

Examination Paper

Mechanical Engineering (ME)



Ch. poshadri

(Candidate's Signature)

GATE Score **260**

Mark out of 100* **20.86**

Qualifying Marks**

29.6	26.6	19.7
General	OBC (NCL)	SC/ST/PwD

Valid from March 23, 2016 to March 22, 2018

All India Rank in this paper **47661**

Number of Candidates
Appeared in this paper **197789**

* Normalized marks for multisession papers

** A candidate is considered qualified if the marks secured are greater than or equal to the qualifying marks mentioned in the relevant category for which a valid category certificate, if applicable, must be produced along with this scorecard.

Digital Fingerprint : 39c8e81ed3cac472e7f17dd03dba15e9

March 23, 2016

T. Bhattacharyya

Prof. Tirthankar Bhattacharyya

Organizing Chairperson GATE2016 on behalf of NCB-GATE, for MHRD

Organizing Institute for GATE 2016 Indian Institute of Science

The GATE 2016 score is calculated using the formula

$$GATE\ Score = S_q + (S_t - S_q) \frac{(M - M_q)}{(\bar{M}_t - M_q)}$$

where,

M is the marks obtained by the candidate in the paper, mentioned on this scorecard in GATE 2016

M_q is the qualifying marks for general category candidate in the paper

\bar{M}_t is the mean of marks of top 0.1% or top 10 (whichever is larger) of the candidates who appeared in the paper (in case of multi-session papers including all sessions)

$S_q = 350$, is the score assigned to M_q

$S_t = 900$, is the score assigned to \bar{M}_t

In the GATE 2016 score formula, M_q is 25 marks (out of 100) or $\mu + \sigma$, whichever is greater. Here μ is the mean and σ is the standard deviation of marks of all the candidates who appeared in the paper.

Qualifying in GATE 2016 does not guarantee either an admission to a post-graduate program or a scholarship/assistantship. Admitting institutes may conduct further tests and interviews for final selection.

Codes for XE and XL Paper Sections (compulsory section and any other two sections) :

XE: Engineering Sciences

A-Engineering Mathematics (compulsory)

B-Fluid Mechanics

C-Material Science

D-Solid Mechanics

E-Thermodynamics

F-Polymer Science and Engineering

G-Food Technology

XL: Life Sciences

H-Chemistry (compulsory)

I-Biochemistry

J-Botany

K-Microbiology

L-Zoology

M-Food Technology

Graduate Aptitude Test in Engineering (GATE) 2016 was organized by the Indian Institute of Science on behalf of the National Coordination Board (NCB) for the Department of Higher Education, Ministry of Human Resource Development (MHRD), Government of India.

Authenticity of this scorecard can be verified at the GATE 2016 website <http://gate.iisc.ernet.in>

Last (Family/Surname) Name, First (Given) Name, Middle Initial

Print Date: 05/23/2016

Address: h no 18-202/9 greenland colony
shadnagar
mahabubnagar, 509216

Email Address: pramodreddy.patla@gmail.com

Phone Number: 9700565658

Date of Birth: 06/14/1995

Social Security Number (last 4 digits):

Gender: Male

Intended Graduate Major Code: 1502

Intended Graduate Major: Engineering -- Mechanical - Mechanical Engineering

Most Recent Test Date: 11/14/2015

Registration Number: 4847984

All dates are formatted as MM/DD/YYYY.

This score report includes all of your General Test and Subject Test scores earned from July 1, 2008 to the present. Only reported scores are available for display.

General Test Scores

Test Date MM/DD/YYYY	Verbal Reasoning*				Quantitative Reasoning*				Analytical Writing	
	Prior Format Scaled Score	Estimated Current Score	Current Format Scaled Score	% Below	Prior Format Scaled Score	Estimated Current Score	Current Format Scaled Score	% Below	Score	% Below
11/14/2015			136	03			159	75	2.0	02

* Score. Indicates that no questions were answered.
* GRE Verbal Reasoning and Quantitative Reasoning score scales changed in August 2011. For tests taken August 2011 or later, scores are printed in the "Current Format" columns. For tests taken before August 2011, scores on the prior scale and the corresponding estimated scores on the current scales are printed in the "Prior Format" columns.

Subject Test Scores

Test Date	Test Name / Subscore Name	Scaled Score	% Below
-----------	---------------------------	--------------	---------

Score Recipient(s)

Your score reporting history is shown below. "Pending" indicates your scores are not yet available, or your order has not yet been processed.

Undergraduate Institution				
Report Date	Institution (Code)	Department (Code)	Test Type	Test Date
Score Recipient(s)				
Report Date	Institution or Fellowship Sponsor (Code)	Department (Code)	Test Type	Test Date
11/25/2015	American Baptist Seminary West (4016)	Computer Systems Analysis (0409)	General Test	11/14/2015

* Undergraduate Institution does not wish to receive scores
** Score recipient not valid/active

QUESTIONS ABOUT THIS GRE EXAMINEE SCORE REPORT

Information to help you interpret your GRE scores is available at www.ets.org/gre/stupubs. If you have any questions concerning this GRE Report of Scores, call ETS at 1-609-771-7679 or 1-866-473-4373 (toll free for test takers in the U.S., U.S. Territories*, and Canada) between 8:00 a.m. and 7:45 p.m. EST or email gre-info@ets.org. For information about interpreting your scores, consult *Interpreting Your GRE Scores*, which is available at www.ets.org/gre/understand.
* Includes American Samoa, Guam, Puerto Rico, and U.S. Virgin Islands

GRE REPORTING

Policies pertaining to score reporting and use are periodically reviewed and revised by the GRE Board. The policies and procedures explained in the 2013-14 *GRE Information and Registration Bulletin* are effective only for the time period of August 1, 2013 to June 30, 2014 and supersede previous policies and procedures in previous bulletins. GRE scores are reportable for five(5) years following the testing year (July 1 to June 30) in which you tested. Currently, GRE scores earned after July 1, 2008 are available.

PERCENTILE RANK (% BELOW)

The percentile ranks in this report indicate the percentage of examinees who scored below your score. Note that these percentile ranks may be different from those that applied when the scores were originally reported to you if the scores were earned prior to July 2013. This reflects annual updating of these data to permit admissions officers to compare scores, whenever earned, with those for a recent reference group.

RETAKE A GRE TEST

You can take the GRE revised General Test once every 21 days, and up to five times within any continuous rolling 12-month period. This applies even if you canceled your scores on a test taken previously. You may take the paper-based GRE revised General Test and GRE Subject Tests as often as they are offered.
Note: This policy will be enforced even if a violation is not immediately identified (e.g., inconsistent registration information) and test scores have been reported. In such cases, the invalid scores will be canceled and score recipients will be notified of the cancellation. Test fees will be forfeited.

SCORES NOT REPORTED

"Scores Not Reported" is listed in the Report Date column of the Score Recipients section of your score report if one of three scenarios occurs:

- You requested scores to be sent to an undergraduate institution that does not receive scores.
- The code for the graduate institution you designated to receive scores is no longer active.
- Your reportable score record does not include scores for the requested test.

Note: This report is not valid for transmission of scores to an institution.

12-737-034



gampa, ravi

Examinee Score Report

Note: This report is not valid for transmission of scores to an institution.

Last (Family/Surname) Name, First (Given) Name, Middle Initial

Print Date: 05/24/2016

Address: 1-8-40, NIRD Road, Rajendranagar
Hyderabad, Telangana
Hyderabad, 500030

Email Address: ravi1305@gmail.com

Phone Number: 8142582737

Date of Birth: 05/13/1995

Social Security Number (last 4 digits):

Gender: Female

Intended Graduate Major Code: 5199

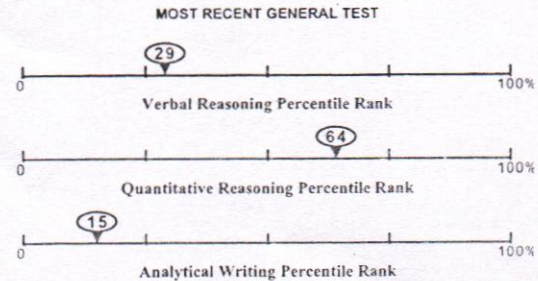
Intended Graduate Major: Undecided - Other Fields - Not Listed

Most Recent Test Date: 07/01/2015

Registration Number: 3411657

All dates are formatted as MM/DD/YYYY.

This score report includes all of your General Test and Subject Test scores earned from July 1, 2008 to the present. Only reported scores are available for display.



General Test Scores

Test Date MM/DD/YYYY	Verbal Reasoning*				Quantitative Reasoning*				Analytical Writing	
	Prior Format		Current Format		Prior Format		Current Format		Score	% Below
	Scaled Score	Estimated Current Score	Scaled Score	% Below	Scaled Score	Estimated Current Score	Scaled Score	% Below		
07/01/2015			146	29			156	64	3.0	15

NS - No Score. Indicates that no questions were answered.

* The GRE Verbal Reasoning and Quantitative Reasoning score scales changed in August 2011. For tests taken August 2011 or later, scores are printed in the "Current Format" columns. For tests taken before August 2011, scores on the prior scales and the corresponding estimated scores on the current scales are printed in the "Prior Format" columns.

Subject Test Scores

Test Date	Test Name / Subscore Name	Scaled Score	% Below
-----------	---------------------------	--------------	---------

Score Recipient(s)

Your score reporting history is shown below. "Pending" indicates your scores are not yet available, or your order has not yet been processed.

Undergraduate Institution

Report Date	Institution (Code)	Department (Code)	Test Type	Test Date
07/10/2015	U Texas Dallas (6897)	NONE ()	General Test	07/01/2015

Score Recipient(s)

Report Date	Institution or Fellowship Sponsor (Code)	Department (Code)	Test Type	Test Date
12/09/2015	California St U Sacramento (4671)	Computer Science (0402)	General Test	07/01/2015
12/09/2015	U Texas Arlington (6613)	Computer Science (0402)	General Test	07/01/2015
12/09/2015	Southern Illinois U Edwards (1759)	Computer Science (0402)	General Test	07/01/2015
12/09/2015	Wright St U (1179)	Computer Science (0402)	General Test	07/01/2015
12/09/2015	Bradley U (1070)	Computer Science (0402)	General Test	07/01/2015
07/10/2015	U Texas San Antonio (6919)	NONE ()	General Test	07/01/2015

* Undergraduate Institution does not wish to receive scores

** Score recipient not valid/active

QUESTIONS ABOUT THIS GRE EXAMINEE SCORE REPORT

Information to help you interpret your GRE scores is available at www.ets.org/gre/stupubs. If you have any questions concerning this GRE Report of Scores, call ETS at 1-800-771-7679 or 1-866-473-4373 (toll free for test takers in the U.S., U.S. Territories*, and Canada) between 8:00 a.m. and 7:45 p.m. EST or email gre-info@ets.org. For information about interpreting your scores, consult [Interpreting Your GRE Scores](http://www.ets.org/gre/understand), which is available at www.ets.org/gre/understand.

*Includes American Samoa, Guam, Puerto Rico, and U.S. Virgin Islands

SCORE REPORTING

Policies pertaining to score reporting and use are periodically reviewed and revised by the GRE Board. The policies and procedures explained in the 2013-14 GRE Information and Registration Bulletin are effective only for the time period of August 1, 2013 to June 30, 2014 and supersede previous policies and procedures in previous bulletins. GRE scores are reportable for five(5) years following the testing year (July 1 to June 30) in which you tested. Currently, GRE scores earned after July 1, 2008 are available.

PERCENTILE RANK (% BELOW)

The percentile ranks in this report indicate the percentage of examinees who scored below your score. Note that these percentile ranks may be different from those that applied when the scores were originally reported to you if the scores were earned prior to July 2013. This reflects annual updating of these data to permit admissions officers to compare scores, whenever earned, with those for a recent reference group.

RETAKING A GRE TEST

You can take the GRE revised General Test once every 21 days, and up to five times within any continuous rolling 12-month period. This applies even if you canceled your scores on a test taken previously. You may take the paper-based GRE revised General Test and GRE Subject Tests as often as they are offered.

Note: This policy will be enforced even if a violation is not immediately identified (e.g., inconsistent registration information) and test scores have been reported. In such cases, the invalid scores will be canceled and score recipients will be notified of the cancellation. Test fees will be forfeited.

SCORES NOT REPORTED

"Scores Not Reported" is listed in the Report Date column of the Score Recipients section of your score report if one of three scenarios occurs:

- You requested scores to be sent to an undergraduate institution that does not receive scores.
- The code for the graduate institution you designated to receive scores is no longer active.
- Your reportable score record does not include scores for the requested test.



UPPARI, RAJKIRAN

12-737-032

15-16

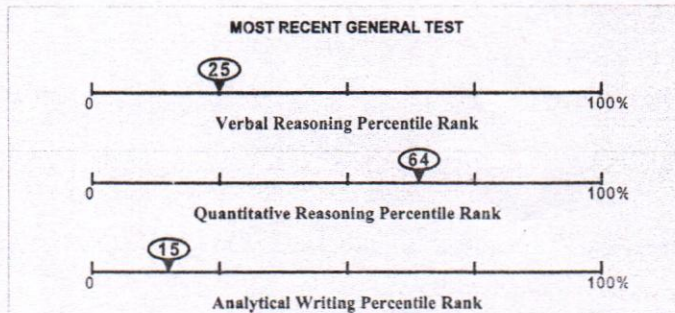
Examinee Score Report

Note: This report is not valid for transmission of scores to an institution.

Last (Family/Surname) Name, First (Given) Name, Middle Initial

Print Date: 11/09/2015

Address:	2-3-691/B/3,M.S.APPTS FLATNO-G3,AMBERPET HYDERABAD, 500013
Email Address:	kiri.raj1994@gmail.com
Phone Number:	8143614905
Date of Birth:	11/21/1995
Social Security Number (last 4 digits):	
Gender:	Male
Intended Graduate Major Code:	0402
Intended Graduate Major:	Computer and Information Sciences - Computer Science
Most Recent Test Date:	07/01/2015
Registration Number:	3431479



All dates are formatted as MM/DD/YYYY.

This score report includes all of your General Test and Subject Test scores earned from July 1, 2008 to the present. Only reported scores are available for display.

General Test Scores

Test Date MM/DD/YYYY	Verbal Reasoning*				Quantitative Reasoning*				Analytical Writing	
	Prior Format Scaled Score	Estimated Current Score	Current Format Scaled Score	% Below	Prior Format Scaled Score	Estimated Current Score	Current Format Scaled Score	% Below	Score	% Below
07/01/2015			145	25			156	64	3.0	15

* S - No Score. Indicates that no questions were answered.

* The GRE Verbal Reasoning and Quantitative Reasoning score scales changed in August 2011. For tests taken August 2011 or later, scores are printed in the "Current Format" columns. For tests taken before August 2011, scores on the prior scales and the corresponding estimated scores on the current scales are printed in the "Prior Format" columns.

Subject Test Scores

Test Date	Test Name / Subscore Name	Scaled Score	% Below
-----------	---------------------------	--------------	---------

Score Recipient(s)

Your score reporting history is shown below. "Pending" indicates your scores are not yet available, or your order has not yet been processed.

Undergraduate Institution				
Report Date	Institution (Code)	Department (Code)	Test Type	Test Date
07/10/2015	U Texas Dallas (8897)	Computer Science (0402)	General Test	07/01/2015

Score Recipient(s)				
Report Date	Institution or Fellowship Sponsor (Code)	Department (Code)	Test Type	Test Date
Pending	U South Alabama (1880)	Computer Science (0402)	General Test	07/01/2015
07/10/2015	U Illinois at Springfield (1787)	Computer Science (0402)	General Test	07/01/2015
07/10/2015	U Texas Dallas (8897)	Computer Science (0402)	General Test	07/01/2015
07/10/2015	U Texas Arlington (6013)	Computer Science (0402)	General Test	07/01/2015
07/10/2015	SUNY U Buffalo (2925)	Computer Science (0402)	General Test	07/01/2015

* Undergraduate Institution does not wish to receive scores

** Score recipient not valid/active

QUESTIONS ABOUT THIS GRE EXAMINEE SCORE REPORT

Information to help you interpret your GRE scores is available at www.ets.org/gre/etupubs. If you have any questions concerning this GRE Report of Scores, call ETS at 1-809-771-7679 or 1-866-473-4373 (toll free for test takers in the U.S., U.S. Territories*, and Canada) between 8:00 a.m. and 7:45 p.m. EST or email gre-info@ets.org. For information about interpreting your scores, consult **Interpreting Your GRE Scores**, which is available at www.ets.org/gre/understand.

*Includes American Samoa, Guam, Puerto Rico, and U.S. Virgin Islands

SCORE REPORTING

Policies pertaining to score reporting and use are periodically reviewed and revised by the GRE Board. The policies and procedures explained in the 2013-14 *GRE Information and Registration Bulletin* are effective only for the time period of August 1, 2013 to June 30, 2014 and supersede previous policies and procedures in previous bulletins. GRE scores are reportable for five(5) years following the testing year (July 1 to June 30) in which you tested. Currently, GRE scores earned after July 1, 2008 are available.

PERCENTILE RANK (% BELOW)

The percentile ranks in this report indicate the percentage of examinees who scored below your score. Note that these percentile ranks may be different from those that applied when the scores were originally reported to you if the scores were earned prior to July 2013. This reflects annual updating of these data to permit admissions officers to compare scores, whenever earned, with those for a recent reference group.

RETAKING A GRE TEST

You can take the GRE revised General Test once every 21 days, and up to five times within any continuous rolling 12-month period. This applies even if you canceled your scores on a test taken previously. You may take the paper-based GRE revised General Test and GRE Subject Tests as often as they are offered.

Note: This policy will be enforced even if a violation is not immediately identified (e.g., inconsistent registration information) and test scores have been reported. In such cases, the invalid scores will be canceled and score recipients will be notified of the cancellation. Test fees will be forfeited.

SCORES NOT REPORTED

"Scores Not Reported" is listed in the Report Date column of the Score Recipients section of your score report if one of three scenarios occurs:

- You requested scores to be sent to an undergraduate institution that does not receive scores.
- The code for the graduate institution you designated to receive scores is no longer active.
- Your reportable score record does not include scores for the requested test.



BANDARU, ADITYA

12-232-002
15-16

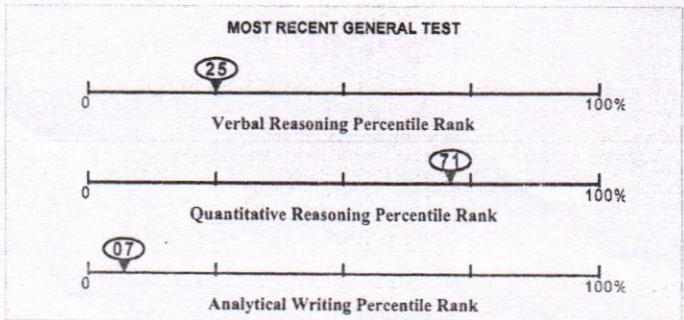
Examinee Score Report

Note: This report is not valid for transmission of scores to an institution.

Last (Family/Surname) Name, First (Given) Name, Middle Initial

Print Date: 11/09/2015

Address:	H NO - 9-5-10 S G R COLONY, CHAMPAPET HYDERABAD, 500079
Email Address:	adityabandaru4@gmail.com
Phone Number:	7416660285
Date of Birth:	11/25/1994
Social Security Number (last 4 digits):	
Gender:	Male
Intended Graduate Major Code:	0402
Intended Graduate Major:	Computer and Information Sciences - Computer Science
Most Recent Test Date:	06/17/2015
Registration Number:	3397010



All dates are formatted as MM/DD/YYYY.

This score report includes all of your General Test and Subject Test scores earned from July 1, 2008 to the present. Only reported scores are available for display.

General Test Scores

Test Date MM/DD/YYYY	Verbal Reasoning*				Quantitative Reasoning*				Analytical Writing	
	Prior Format Scaled Score	Estimated Current Score	Current Format Scaled Score	% Below	Prior Format Scaled Score	Estimated Current Score	Current Format Scaled Score	% Below	Score	% Below
06/17/2015			145	25			158	71	2.5	07

*S - No Score. Indicates that no questions were answered.

* The GRE Verbal Reasoning and Quantitative Reasoning score scales changed in August 2011. For tests taken August 2011 or later, scores are printed in the "Current Format" columns. For tests taken before August 2011, scores on the prior scales and the corresponding estimated scores on the current scales are printed in the "Prior Format" columns.

Subject Test Scores

Test Date	Test Name / Subscore Name	Scaled Score	% Below
-----------	---------------------------	--------------	---------

Score Recipient(s)

Your score reporting history is shown below. "Pending" indicates your scores are not yet available, or your order has not yet been processed.

Undergraduate Institution				
Report Date	Institution (Code)	Department (Code)	Test Type	Test Date
Score Recipient(s)				
Report Date	Institution or Fellowship Sponsor (Code)	Department (Code)	Test Type	Test Date
Pending	U South Alabama (1880)	Computer Science (0402)	General Test	06/17/2015
06/26/2015	U N Carolina Charlotte (5105)	Computer Science (0402)	General Test	06/17/2015
06/26/2015	U N Texas Dallas (4819)	Computer Science (0402)	General Test	06/17/2015

* Undergraduate Institution does not wish to receive scores

** Score recipient not valid/active

QUESTIONS ABOUT THIS GRE EXAMINEE SCORE REPORT

Information to help you interpret your GRE scores is available at www.ets.org/gre/stupubs. If you have any questions concerning this GRE Report of Scores, call ETS at 1-609-771-7679 or 866-473-4373 (toll free for test takers in the U.S., U.S. Territories*, and Canada) between 8:00 a.m. and 7:45 p.m. EST or email gre-info@ets.org. For information about interpreting your scores, consult

Interpreting Your GRE Scores, which is available at www.ets.org/gre/understand.

*Includes American Samoa, Guam, Puerto Rico, and U.S. Virgin Islands

SCORE REPORTING

Policies pertaining to score reporting and use are periodically reviewed and revised by the GRE Board. The policies and procedures explained in the 2013-14 GRE Information and Registration Bulletin are effective only for the time period of August 1, 2013 to June 30, 2014 and supersede previous policies and procedures in previous bulletins. GRE scores are reportable for five(5) years following the testing year (July 1 to June 30) in which you tested. Currently, GRE scores earned after July 1, 2008 are available.

PERCENTILE RANK (% BELOW)

The percentile ranks in this report indicate the percentage of examinees who scored below your score. Note that these percentile ranks may be different from those that applied when the scores were originally reported to you if the scores were earned prior to July 2013. This reflects annual updating of these data to permit admissions officers to compare scores, whenever earned, with those for a recent reference group.

RETAKEING A GRE TEST

You can take the GRE revised General Test once every 21 days, and up to five times within any continuous rolling 12-month period. This applies even if you canceled your scores on a test taken previously. You may take the paper-based GRE revised General Test and GRE Subject Tests as often as they are offered.

Note: This policy will be enforced even if a violation is not immediately identified (e.g., inconsistent registration information) and test scores have been reported. In such cases, the invalid scores will be canceled and score recipients will be notified of the cancellation. Test fees will be forfeited.

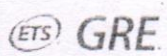
SCORES NOT REPORTED

"Scores Not Reported" is listed in the Report Date column of the Score Recipients section of your score report if one of three scenarios occurs:

- You requested scores to be sent to an undergraduate institution that does not receive scores.
- The code for the graduate institution you designated to receive scores is no longer active.
- Your reportable score record does not include scores for the requested test.

Note: This report is not valid for transmission of scores to an institution.

12-232-039



TEST TAKER SCORE REPORT

Note: This report is not valid for transmission of scores to an institution.

SAI SRUJAN EPPALAPALLY

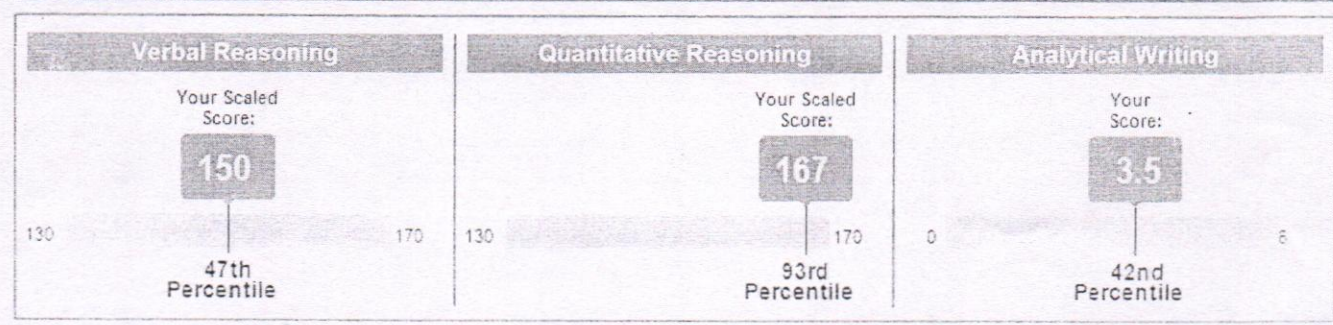
Most Recent Test Date: October 25, 2016

Address: 2-1-288/401,JwalaKishanResidency, Street no.13,Nallakunta, Hyderabad, Telangaana, 500044 India

Registration Number: 0369737
Print Date: December 24, 2016

Email: esaisrujan@gmail.com
Phone: 91-9989665586
Date of Birth: September 5, 1994
Social Security Number (Last Four Digits):
Gender: Male
Intended Graduate Major: Computer Science (0402)

Your Scores for the General Test Taken on October 25, 2016



Your Test Score History

General Test Scores

Test Date	Verbal Reasoning		Quantitative Reasoning		Analytical Writing	
	Scaled Score	Percentile	Scaled Score	Percentile	Score	Percentile
October 25, 2016	150	47	167	93	3.5	42

Subject Test Scores

You do not have reportable test scores at this time.

Your Score Recipient(s)

Undergraduate Institution

Report Date	Institution (Code)	Department (Code)	Test Title	Test Date
Not Reported	STONY BROOK UNIVERSITY SUNY (2548)	COMPUTER SCIENCE (0402)	General Test	October 25, 2016

2015-16.

34



TEST TAKER SCORE REPORT

Note: This report is not valid for transmission of scores to an institution.

Anusha Kaila

Most Recent Test Date: October 8, 2017

Address: H-No:2-20 Kyasaram Patancheru, Medak, Hyderabad, 502307 India

Registration Number: 1908292

Print Date: November 24, 2017

Email: anushakaila467@gmail.com

Phone: 91-9160258510

Date of Birth: August 5, 1994

Social Security Number (Last Four Digits):

Gender: Female

Intended Graduate Major: Electrical Engineering (1203)

Your Scores for the General Test Taken on October 8, 2017

Verbal Reasoning	Quantitative Reasoning	Analytical Writing
Your Scaled Score: 142 130 170 17th Percentile	Your Scaled Score: 161 130 170 78th Percentile	Your Score: 3.0 0 5 18th Percentile

Your Test Score History

General Test Scores

Test Date	Verbal Reasoning		Quantitative Reasoning		Analytical Writing	
	Scaled Score	Percentile	Scaled Score	Percentile	Score	Percentile
October 8, 2017	142	17	161	78	3.0	18

Subject Test Scores

You do not have reportable test scores at this time.

Your Score Recipient(s)

Undergraduate Institution

Report Date	Institution (Code)	Department (Code)	Test Title	Test Date
October 18, 2017	UNIV SOUTHERN CALIFORNIA (4852)	ELECTRICAL ENGINEERING (1203)	General Test	October 8, 2017



Bikkumalla, Adarsh

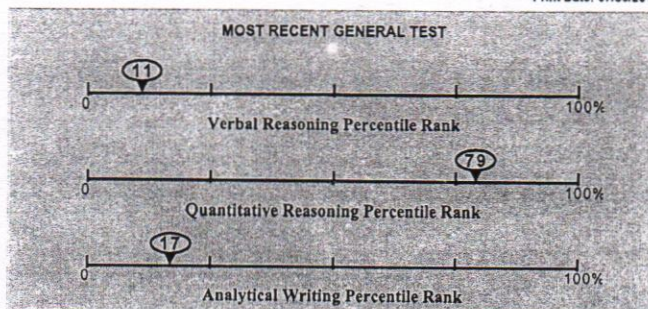
Examinee Score Report

Note: This report is not valid for transmission of scores to an institution.

Last (Family/Surname) Name, First (Given) Name, Middle Initial

Print Date: 07/30/2016

Address:	3-5-456, Vittalwadi Narayanguda Hyderabad, 500029
Email Address:	adarsh.b26@gmail.com
Phone Number:	9032639328
Date of Birth:	11/26/1994
Social Security Number (last 4 digits):	
Gender:	Male
Intended Graduate Major Code:	1301
Intended Graduate Major:	Engineering - Industrial - Industrial Engineering
Most Recent Test Date:	07/12/2016
Registration Number:	5652080



All dates are formatted as MM/DD/YYYY.

This score report includes all of your General Test and Subject Test scores earned from July 1, 2008 to the present. Only reported scores are available for display.

General Test Scores

Test Date MM/DD/YYYY	Verbal Reasoning*				Quantitative Reasoning*				Analytical Writing	
	Prior Format		Current Format		Prior Format		Current Format		Score	% Below
	Scaled Score	Estimated Current Score	Scaled Score	% Below	Scaled Score	Estimated Current Score	Scaled Score	% Below		
07/12/2016			140	11			161	79	3.0	17
07/26/2015			142	17			158	70	2.5	07

NS - No Score. Indicates that no questions were answered.

* The GRE Verbal Reasoning and Quantitative Reasoning score scales changed in August 2011. For tests taken August 2011 or later, scores are printed in the "Current Format" columns. For tests taken before August 2011, scores on the prior scales and the corresponding estimated scores on the current scales are printed in the "Prior Format" columns.

Subject Test Scores

Test Date	Test Name / Subscore Name	Scaled Score	% Below
-----------	---------------------------	--------------	---------

Score Recipient(s)

Your score reporting history is shown below. "Pending" indicates your scores are not yet available, or your order has not yet been processed.

Undergraduate Institution				
Report Date	Institution (Code)	Department (Code)	Test Type	Test Date

Score Recipient(s)				
Report Date	Institution or Fellowship Sponsor (Code)	Department (Code)	Test Type	Test Date
07/20/2016	U Texas Arlington (6013)	Industrial Engineering (1301)	General Test	07/12/2016
07/20/2016	U South Florida (5828)	Industrial Engineering (1301)	General Test	07/12/2016
07/20/2016	U Houston Downtown (6922)	Industrial Engineering (1301)	General Test	07/12/2016
07/20/2016	U Michigan Dearborn (1861)	Industrial Engineering (1301)	General Test	07/12/2016
05/2015	U Missouri Columbia (6875)	Mechanical Engineering (1502)	General Test	07/26/2015
08/05/2015	U South Carolina Columbia (5818)	Mechanical Engineering (1502)	General Test	07/26/2015
08/05/2015	U N Carolina Asheville (5013)	Mechanical Engineering (1502)	General Test	07/26/2015
08/05/2015	U Hamburg Bus Sch Economics (3313)	Mechanical Engineering (1502)	General Test	07/26/2015

* Undergraduate Institution does not wish to receive scores

** Score recipient not valid/active

About Your GRE® Score Report

Score Reporting Policies

With the ScoreSelect® option, you can decide which test scores to send to the institutions you designate. There are three options to choose from:

- * Most Recent option - Send your scores from your most recent test administration
- * All option - Send your scores from all administrations in the last five years
- * Any option - Send your scores from one OR as many test administrations in the last five years (this option is not available on test day when you select up to four FREE score reports)

Scores for a test administration must be reported in their entirety. Institutions will receive score reports that show only the scores that you selected to send to them. There will be no special indication if you have taken additional GRE tests. See the GRE® Information Bulletin for details. The policies and procedures explained in the Bulletin for the current testing year supersede previous policies and procedures in previous bulletins.

Scores will be sent to designated score recipients approximately 10-15 days after a computer-delivered test and 5 weeks after a paper-delivered test. If your scores are not available for any reason, you will see "Not Available" in Your Test Score History.

GRE test scores are reportable according to the following policies:

- * For tests taken prior to July 1, 2016, scores are reportable for five (5) years following the testing year in which you tested (July 1 - June 30). For example, scores for a test taken on May 15, 2015, are reportable through June 30, 2020. GRE scores earned prior to August 2011 are no longer reportable.
- * For tests taken on or after July 1, 2016, scores are reportable for five (5) years following your test date. For example, scores for a test taken on July 3, 2016, are reportable through July 2, 2021.

Note: Score recipients will only receive scores from test administrations that you have selected to send to them.

Percentile Rank (% Below)

A percentile rank for a test score indicates the percentage of test takers who took that test and received a lower score. Regardless of when the reported scores were earned, the percentile ranks for General Test and Subject Test scores are based on the scores of all test takers who tested within the most recent three-year period.



madhavaram, adityarao

1602-12-736-0023
2015-16

36

Examinee Score Report

Note: This report is not valid for transmission of scores to an institution.

Last (Family/Surname) Name, First (Given) Name, Middle Initial

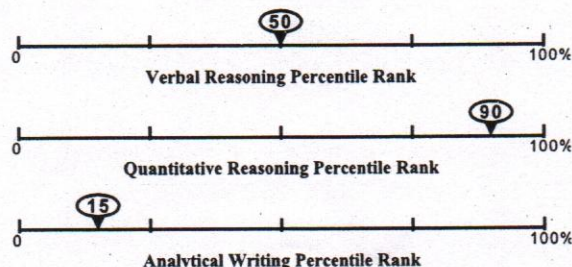
Print Date: 01/07/2016

Address:	flatno 205,sm residency royal enclave,manovikas nagar, secunderabad, 500009
Email Address:	adithyara0950@gmail.com
Phone Number:	09573650544
Date of Birth:	06/03/1995
Social Security Number (last 4 digits):	
Gender:	Male
Intended Graduate Major Code:	1502
Intended Graduate Major:	Engineering – Mechanical - Mechanical Engineering
Most Recent Test Date:	09/04/2015
Registration Number:	3632225

All dates are formatted as MM/DD/YYYY.

This score report includes all of your General Test and Subject Test scores earned from July 1, 2008 to the present. Only reported scores are available for display.

MOST RECENT GENERAL TEST



General Test Scores

Test Date MM/DD/YYYY	Verbal Reasoning*				Quantitative Reasoning*				Analytical Writing	
	Prior Format Scaled Score	Estimated Current Score	Current Format Scaled Score	% Below	Prior Format Scaled Score	Estimated Current Score	Current Format Scaled Score	% Below	Score	% Below
09/04/2015			151	50			165	90	3.0	15

Score. Indicates that no questions were answered.

GRE Verbal Reasoning and Quantitative Reasoning score scales changed in August 2011. For tests taken August 2011 or later, scores are printed in the "Current Format" columns. For tests taken before August 2011, scores on the prior scales and the corresponding estimated scores on the current scales are printed in the "Prior Format" columns.

Subject Test Scores

Test Date	Test Name / Subscore Name	Scaled Score	% Below
-----------	---------------------------	--------------	---------

Score Recipient(s)

Your score reporting history is shown below. "Pending" indicates your scores are not yet available, or your order has not yet been processed.

Undergraduate Institution				
Report Date	Institution (Code)	Department (Code)	Test Type	Test Date

Score Recipient(s)

Report Date	Institution or Fellowship Sponsor (Code)	Department (Code)	Test Type	Test Date
Pending	Iowa St U (6306)	Industrial Engineering (1301)	General Test	09/04/2015
01/06/2016	U South Florida (5828)	Industrial Engineering (1301)	General Test	09/04/2015
01/06/2016	U Illinois Chicago (1851)	Industrial Engineering (1301)	General Test	09/04/2015
01/06/2016	U Texas Arlington (6013)	Industrial Engineering (1301)	General Test	09/04/2015
01/06/2016	North Carolina St U (5496)	Industrial Engineering (1301)	General Test	09/04/2015
01/01/2016	Arizona State U (4007)	Industrial Engineering (1301)	General Test	09/04/2015
01/01/2016	Virginia Polytech & St U (5859)	Industrial Engineering (1301)	General Test	09/04/2015
09/16/2015	Texas A&M Coll Station (6003)	Mechanical Engineering (1502)	General Test	09/04/2015

Undergraduate Institution does not wish to receive scores
or the recipient is not valid/active

QUESTIONS ABOUT THIS GRE EXAMINEE SCORE REPORT

Information to help you interpret your GRE scores is available at www.ets.org/gre/stupubs. If you have any questions concerning this GRE Report of Scores, call ETS at 1-609-771-7679 or 1-866-473-4373 (toll free for test takers in the U.S., U.S. Territories*, and Canada) between 8:00 a.m. and 7:45 p.m. EST or email gre-info@ets.org. For information about interpreting your scores, consult [Interpreting Your GRE Scores](http://www.ets.org/gre/understand), which is available at www.ets.org/gre/understand.

*Includes American Samoa, Guam, Puerto Rico, and U.S. Virgin Islands

SCORE REPORTING

Policies pertaining to score reporting and use are periodically reviewed and revised by the GRE Board. The policies and procedures explained in the 2013-14 *GRE Information and Registration Bulletin* are effective only for the time period of August 1, 2013 to June 30, 2014 and supersede previous policies and procedures in previous bulletins. GRE scores are reportable for five(5) years following the testing year (July 1 to June 30) in which you tested. Currently, GRE scores earned after July 1, 2008 are available.

PERCENTILE RANK (% BELOW)

The percentile ranks in this report indicate the percentage of examinees who scored below your score. Note that these percentile ranks may be different from those that applied when the scores were originally reported to you if the scores were earned prior to July 2013. This reflects annual updating of these data to permit admissions officers to compare scores, whenever earned, with those for a recent reference group.

RETAKE A GRE TEST

You can take the GRE revised General Test once every 21 days, and up to five times within any continuous rolling 12-month period. This applies even if you canceled your scores on a test taken previously. You may take the paper-based GRE revised General Test and GRE Subject Tests as often as they are offered.

Note: This policy will be enforced even if a violation is not immediately identified (e.g., inconsistent registration information) and test scores have been reported. In such cases, the invalid scores will be canceled and score recipients will be notified of the cancellation. Test fees will be forfeited.

SCORES NOT REPORTED

"Scores Not Reported" is listed in the Report Date column of the Score Recipients section of your score report if one of three scenarios occurs:

- You requested scores to be sent to an undergraduate institution that does not receive scores.
- The code for the graduate institution you designated to receive scores is no longer active.
- Your reportable score record does not include scores for the requested test.

Examinee Score Report

Note: This report is not valid for transmission of scores to an institution.

Last (Family/Surname) Name, First (Given) Name, Middle Initial

Print Date: 06/29/2016

Address: 10-8-95/3/3D
Burhanpuram, Khammam
KHAMMAM DISTRICT, 507001

Email Address: raagni.sanju@gmail.com

Phone Number: 9705372164

Date of Birth: 04/11/1995

Social Security Number (last 4 digits):

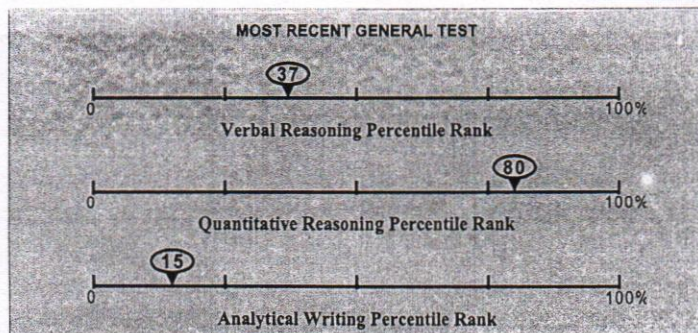
Gender: Female

Intended Graduate Major Code: 0000

Intended Graduate Major: Undecided - Undecided

Most Recent Test Date: 10/12/2015

Registration Number: 4532263



All dates are formatted as MM/DD/YYYY.

This score report includes all of your General Test and Subject Test scores earned from July 1, 2008 to the present. Only reported scores are available for display.

General Test Scores

Test Date MM/DD/YYYY	Verbal Reasoning*				Quantitative Reasoning*				Analytical Writing	
	Prior Format		Current Format		Prior Format		Current Format		Score	% Below
	Scaled Score	Estimated Current Score	Scaled Score	% Below	Scaled Score	Estimated Current Score	Scaled Score	% Below		
10/12/2015			148	37			161	80	3.0	15
3/2015			Absent or not available				Absent or not available		Absent or not available	

NS - No Score. Indicates that no questions were answered.

* GRE Verbal Reasoning and Quantitative Reasoning score scales changed in August 2011. For tests taken August 2011 or later, scores are printed in the "Current Format" columns. For tests taken before August 2011, scores on the prior scale and the corresponding estimated scores on the current scales are printed in the "Prior Format" columns.

Subject Test Scores

Test Date	Test Name / Subscore Name	Scaled Score	% Below
-----------	---------------------------	--------------	---------

Score Recipient(s)

Your score reporting history is shown below. "Pending" indicates your scores are not yet available, or your order has not yet been processed.

Undergraduate Institution

Report Date	Institution (Code)	Department (Code)	Test Type	Test Date
-------------	--------------------	-------------------	-----------	-----------

Score Recipient(s)

Report Date	Institution or Fellowship Sponsor (Code)	Department (Code)	Test Type	Test Date
03/16/2016	Emory U Grad Sch (5187)	Computer Science (0402)	General Test	10/12/2015
03/16/2016	Georgia St U (5251)	Computer Science (0402)	General Test	10/12/2015
02/03/2016	U Houston Main Campus (6870)	Computer Science (0402)	General Test	10/12/2015
01/13/2016	U South Florida (5828)	Computer Science (0402)	General Test	10/12/2015
01/06/2016	Indiana U Purdue U Indianapolis (1325)	Computer Science (0402)	General Test	10/12/2015
01/06/2016	U N Carolina Charlotte (5105)	Computer/Information Technology Admin and Mgmt (0411)	General Test	10/12/2015
10/21/2015	Northern Illinois U (1559)	Computer Science (0402)	General Test	10/12/2015
10/21/2015	U Cincinnati (1833)	Computer Science (0402)	General Test	10/12/2015
10/21/2015	U San Diego (4849)	Other Fields - Not Listed (5199)	General Test	10/12/2015
10/21/2015	Georgia Inst Technology (5248)	Other Fields - Not Listed (5199)	General Test	10/12/2015
10/21/2015	U Southern Miss Hattiesburg (1479)	Computer Science (0402)	General Test	10/12/2015

* Undergraduate Institution does not wish to receive scores

** Score recipient not valid/active

QUESTIONS ABOUT THIS GRE EXAMINEE SCORE REPORT

Information to help you interpret your GRE scores is available at www.ets.org/gre/stupubs. If you have any questions concerning this GRE Report of Scores, call ETS at 1-609-771-7679 or 1-866-473-4373 (toll free for test takers in the U.S., U.S. Territories*, and Canada) between 8:00 a.m. and 7:45 p.m. EST or email gre-info@ets.org. For information about interpreting your scores, consult www.ets.org/gre/understand.
*Includes American Samoa, Guam, Puerto Rico, and U.S. Virgin Islands

SCORE REPORTING

Policies pertaining to score reporting and use are periodically reviewed and revised by the GRE Board. The policies and procedures explained in the 2013-14 GRE Information and Registration Bulletin are effective only for the time period of August 1, 2013 to June 30, 2014 and supersede previous policies and procedures in previous bulletins. GRE scores are reportable for five(5) years following the testing year (July 1 to June 30) in which you tested. Currently, GRE scores earned after July 1, 2008 are available.

PERCENTILE RANK (% BELOW)

The percentile ranks in this report indicate the percentage of examinees who scored below your score. Note that these percentile ranks may be different from those that applied when the scores were originally reported to you if the scores were earned prior to July 2013. This reflects annual updating of these data to permit admissions officers to compare scores, whenever earned, with those for a recent reference group.

RETAKE A GRE TEST

You can take the GRE revised General Test once every 21 days, and up to five times within any continuous rolling 12-month period. This applies even if you canceled your scores on a test taken previously. You may take the paper-based GRE revised General Test and GRE Subject Tests as often as they are offered.
Note: This policy will be enforced even if a violation is not immediately identified (e.g., inconsistent registration information) and test scores have been reported. In such cases, the invalid scores will be canceled and score recipients will be notified of the cancellation. Test fees will be forfeited.

KRISHNAMOHANREDDY S MALLIDI

Most Recent Test Date: January 23, 2015

Address: C-63, INCOME TAX QUARTERS., BANJARA HILLS, ROAD NO 12,
HYDERABAD, 500034 IndiaRegistration Number: 3006510
Print Date: September 29, 2016

Email: KRISHMOHAN9559@GMAIL.COM

Phone: 91-7702682321

Date of Birth: April 26, 1994

Social Security Number (Last Four Digits):

Gender: Male

Intended Graduate Major: Mechanical Engineering (1502)

1602-12-736-043

Your Scores for the General Test Taken on January 23, 2015

Your Scaled
Score:

150

45th
PercentileYour Scaled
Score:

157

55th
PercentileYour
Score:

2.5

7th
Percentile

Your Test Score History

General Test Scores

Test Date	Verbal Reasoning		Quantitative Reasoning		Analytical Writing	
	Scaled Score	Percentile	Scaled Score	Percentile	Score	Percentile
January 23, 2015	150	45	157	55	2.5	7

Subject Test Scores

You do not have reportable test scores at this time.

Your Score Recipient(s)

Undergraduate Institution

Report Date	Institution (Code)	Department (Code)	Test Title	Test Date
-------------	--------------------	-------------------	------------	-----------

1602-12-736-043

Mech - A

1602-12-736-047
139



Gutala, SomaSunder

Examinee Score Report

Note: This report is not valid for transmission of scores to an institution.

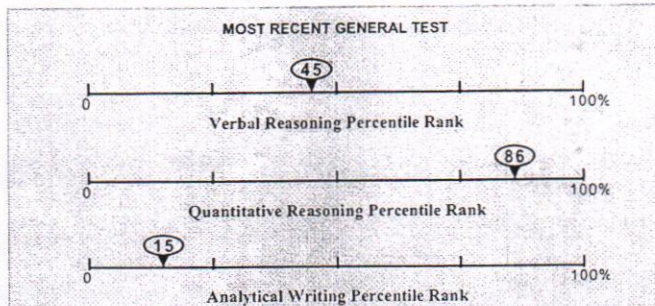
Last (Family/Surname) Name, First (Given) Name, Middle Initial

Print Date: 11/19/2015

Address:	12-2-823/A/65 Santosh Nagar Colony, MehdiPatnam Hyderabad, 500028
Email Address:	somasunder.gss@gmail.com
Phone Number:	9701849437
Date of Birth:	01/10/1995
Social Security Number (last 4 digits):	
Gender:	Male
Intended Graduate Major Code:	1502
Intended Graduate Major:	Engineering -- Mechanical - Mechanical Engineering
Most Recent Test Date:	09/24/2015
Registration Number:	3473786

All dates are formatted as MM/DD/YYYY.

This score report includes all of your General Test and Subject Test scores earned from July 1, 2008 to the present. Only reported scores are available for display.



General Test Scores

Test Date	Verbal Reasoning*				Quantitative Reasoning*				Analytical Writing	
	Prior Format	Current Format			Prior Format	Current Format			Score	% Below
MM/DD/YYYY	Scaled Score	Estimated Current Score	Scaled Score	% Below	Scaled Score	Estimated Current Score	Scaled Score	% Below		
09/24/2015			150	45			163	86	3.0	15

NS - No Score. Indicates that no questions were answered.

* The GRE Verbal Reasoning and Quantitative Reasoning score scales changed in August 2011. For tests taken August 2011 or later, scores are printed in the "Current Format" columns. For tests taken before August 2011, scores on the prior scales and the corresponding estimated scores on the current scales are printed in the "Prior Format" columns.

Subject Test Scores

Test Date	Test Name / Subscore Name	Scaled Score	% Below
-----------	---------------------------	--------------	---------

Score Recipient(s)

Your score reporting history is shown below. "Pending" indicates your scores are not yet available, or your order has not yet been processed.

Undergraduate Institution				
Report Date	Institution (Code)	Department (Code)	Test Type	Test Date

Score Recipient(s)				
Report Date	Institution or Fellowship Sponsor (Code)	Department (Code)	Test Type	Test Date
10/07/2015	Michigan St U (1465)	NONE ()	General Test	09/24/2015
10/07/2015	Clemson U (5111)	NONE ()	General Test	09/24/2015
10/07/2015	U Cincinnati (1833)	NONE ()	General Test	09/24/2015
10/07/2015	U Texas Dallas (6897)	NONE ()	General Test	09/24/2015

* Undergraduate Institution does not wish to receive scores

* Score recipient not valid/active

QUESTIONS ABOUT THIS GRE EXAMINEE SCORE REPORT

Information to help you interpret your GRE scores is available at www.ets.org/gre/stupubs. If you have any questions concerning this GRE Report of Scores, call ETS at 1-609-771-7679 or 1-866-473-4373 (toll free for test takers in the U.S., U.S. Territories*, and Canada) between 8:00 a.m. and 7:45 p.m. EST or email gre-info@ets.org. For information about interpreting your scores, consult *Interpreting Your GRE Scores*, which is available at www.ets.org/gre/understand.

*Includes American Samoa, Guam, Puerto Rico, and U.S. Virgin Islands

SCORE REPORTING

Policies pertaining to score reporting and use are periodically reviewed and revised by the GRE Board. The policies and procedures explained in the 2013-14 *GRE Information and Registration Bulletin* are effective only for the time period of August 1, 2013 to June 30, 2014 and supersede previous policies and procedures in previous bulletins. GRE scores are reportable for five(5) years following the testing year (July 1 to June 30) in which you tested. Currently, GRE scores earned after July 1, 2008 are available.

PERCENTILE RANK (% BELOW)

The percentile ranks in this report indicate the percentage of examinees who scored below your score. Note that these percentile ranks may be different from those that applied when the scores were originally reported to you if the scores were earned prior to July 2013. This reflects annual updating of these data to permit admissions officers to compare scores, whenever earned, with those for a recent reference group.

RETAKING A GRE TEST

You can take the GRE revised General Test once every 21 days, and up to five times within any continuous rolling 12-month period. This applies even if you canceled your scores on a test taken previously. You may take the paper-based GRE revised General Test and GRE Subject Tests as often as they are offered.

Note: This policy will be enforced even if a violation is not immediately identified (e.g., inconsistent registration information) and test scores have been reported. In such cases, the invalid scores will be canceled and score recipients will be notified of the cancellation. Test fees will be forfeited.

SCORES NOT REPORTED

"Scores Not Reported" is listed in the Report Date column of the Score Recipients section of your score report if one of three scenarios occurs:

- You requested scores to be sent to an undergraduate institution that does not receive scores.
- The code for the graduate institution you designated to receive scores is no longer active.
- Your reportable score record does not include scores for the requested test.

Note: This report is not valid for transmission of scores to an institution.



GRE[®] Examinee Score Report

Note: This report is not valid for transmission of scores to an institution.

All dates are formatted as MM/DD/YYYY.

Print Date: 12/09/2015

Print

Examinee Information

Name:	Vinishruth Mocherla
Address:	12-2-823/A/63, Santosh Nagar Colony, Mehdiapatnam Hyderabad, 500028 India
Email Address:	vinni10c@gmail.com
Phone Number:	9866179870
Date of Birth:	08/02/1994
Social Security Number:	
Gender:	Male
Intended Graduate Major Code:	1502
Intended Graduate Major:	Engineering -- Mechanical - Mechanical Engineering
Most Recent Test Date:	08/16/2015
Registration Number:	3518377

General Test Scores

Test Date	Verbal Reasoning*				Quantitative Reasoning*				Analytical Writing	
	Prior Format		Current Format		Prior Format		Current Format			
	Scaled Score	Estimated Current Score	Scaled Score	% Below	Scaled Score	Estimated Current Score	Scaled Score	% Below	Score	% Below
08/16/2015			142	16			163	86	3.0	15

NS — No Score. Indicates that no questions were answered.

Only reported score will be available for display.

* The GRE Verbal Reasoning and Quantitative Reasoning score scales changed in August 2011. For tests taken August 2011 or later, scores are printed in the "Current Format" columns. For tests taken before August 2011, scores on the prior scales and the corresponding estimated scores on the current scales are printed in the "Prior Format" columns.

Subject Test Scores

Test Date	Test Name / Subscore Name	Scaled Score	% Below
-----------	---------------------------	--------------	---------

Score Recipient(s)

Your score reporting history is shown below. "Pending" indicates your scores are not yet available, or your order has not yet been processed.

Undergraduate Institution

Examinee Score Report

Note: This report is not valid for transmission of scores to an institution.

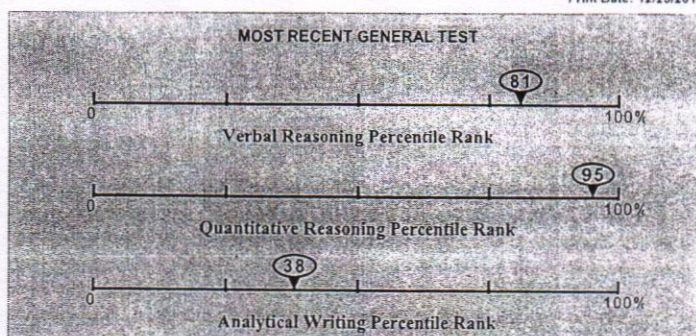
Last (Family/Surname) Name, First (Given) Name, Middle Initial

Print Date: 12/25/2015

Address:	1-1-695, Harmon Residency Narmada Hosp. Lane, Gandhinagar Hyderabad, 500 080
Email Address:	gayathri.govardhana@gmail.com
Phone Number:	917893595350
Date of Birth:	06/17/1995
Social Security Number (last 4 digits):	
Gender:	Female
Intended Graduate Major Code:	0000
Intended Graduate Major:	Undecided - Undecided
Most Recent Test Date:	10/27/2015
Registration Number:	4512708

All dates are formatted as MM/DD/YYYY.

This score report includes all of your General Test and Subject Test scores earned from July 1, 2008 to the present. Only reported scores are available for display.



General Test Scores

Test Date MM/DD/YYYY	Verbal Reasoning*				Quantitative Reasoning*				Analytical Writing	
	Prior Format Scaled Score	Estimated Current Score	Current Format Scaled Score	% Below	Prior Format Scaled Score	Estimated Current Score	Current Format Scaled Score	% Below	Score	% Below
10/27/2015			159	81			168	95	3.5	38

*No Score. Indicates that no questions were answered.

GRE Verbal Reasoning and Quantitative Reasoning score scales changed in August 2011. For tests taken August 2011 or later, scores are printed in the "Current Format" columns. For tests taken before August 2011, scores on the prior scale and the corresponding estimated scores on the current scales are printed in the "Prior Format" columns.

Subject Test Scores

Test Date	Test Name / Subscore Name	Scaled Score	% Below
-----------	---------------------------	--------------	---------

Score Recipient(s)

Your score reporting history is shown below. "Pending" indicates your scores are not yet available, or your order has not yet been processed.

Undergraduate Institution				
Report Date	Institution (Code)	Department (Code)	Test Type	Test Date

Score Recipient(s)				
Report Date	Institution or Fellowship Sponsor (Code)	Department (Code)	Test Type	Test Date
12/23/2015	Pennsylvania St U All Campuses (2660)	Computer Science (0402)	General Test	10/27/2015
12/23/2015	Texas A&M Coll Station (6003)	Computer Science (0402)	General Test	10/27/2015
12/23/2015	SUNY U Buffalo (2925)	Computer Science (0402)	General Test	10/27/2015
12/23/2015	Georgia Inst Technology (5248)	Computer Science (0402)	General Test	10/27/2015
12/11/2015	U CA San Diego (4836)	Computer Science (0402)	General Test	10/27/2015
11/04/2015	U CA Riverside (4839)	NONE ()	General Test	10/27/2015
11/04/2015	U CA Irvine (4859)	NONE ()	General Test	10/27/2015
11/04/2015	Arizona State U (4007)	NONE ()	General Test	10/27/2015
11/04/2015	U Florida (5812)	NONE ()	General Test	10/27/2015

Undergraduate Institution does not wish to receive scores
Score recipient not valid/active

QUESTIONS ABOUT THIS GRE EXAMINEE SCORE REPORT

Information to help you interpret your GRE scores is available at www.ets.org/gre/stupubs. If you have any questions concerning this GRE Report of Scores, call ETS at 1-609-771-7679 or 1-866-473-4373 (toll free for test takers in the U.S., U.S. Territories*, and Canada) between 8:00 a.m. and 7:45 p.m. EST or email gre-info@ets.org. For information about interpreting your scores, consult *Interpreting Your GRE Scores*, which is available at www.ets.org/gre/understand.
*Includes American Samoa, Guam, Puerto Rico, and U.S. Virgin Islands

SCORE REPORTING

Policies pertaining to score reporting and use are periodically reviewed and revised by the GRE Board. The policies and procedures explained in the 2013-14 *GRE Information and Registration Bulletin* are effective only for the time period of August 1, 2013 to June 30, 2014 and supersede previous policies and procedures in previous bulletins. GRE scores are reportable for five(5) years following the testing year (July 1 to June 30) in which you tested. Currently, GRE scores earned after July 1, 2008 are available.

PERCENTILE RANK (% BELOW)

The percentile ranks in this report indicate the percentage of examinees who scored below your score. Note that these percentile ranks may be different from those that applied when the scores were originally reported to you if the scores were earned prior to July 2013. This reflects annual updating of these data to permit admissions officers to compare scores, whenever earned, with those for a recent reference group.

RETAKEING A GRE TEST

You can take the GRE revised General Test once every 21 days, and up to five times within any continuous rolling 12-month period. This applies even if you canceled your scores on a test taken previously. You may take the paper-based GRE revised General Test and GRE Subject Tests as often as they are offered.
Note: This policy will be enforced even if a violation is not immediately identified (e.g., inconsistent registration information) and test scores have been reported. In such cases, the invalid scores will be canceled and score recipients will be notified of the cancellation. Test fees will be forfeited.

SCORES NOT REPORTED

"Scores Not Reported" is listed in the Report Date column of the Score Recipients section of your score report if one of three scenarios occurs:

- You requested scores to be sent to an undergraduate institution that does not receive scores.
- The code for the graduate institution you designated to receive scores is no longer active.
- Your reportable score record does not include scores for the requested test.

VEMULA, NEHA

Examinee Score Report

Note: This report is not valid for transmission of scores to an institution.

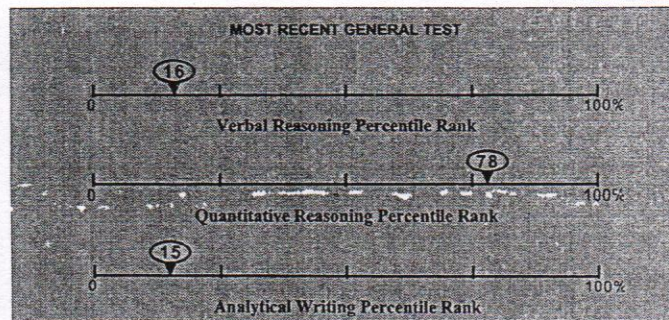
Last (Family/Surname) Name, First (Given) Name, Middle Initial

Print Date: 06/18/2016

Address:	H.No 13-70, Sri Sri Nagar Uppal Hyderabad, 500039
Email Address:	neha.leo.vemula@gmail.com
Phone Number:	9704359745
Date of Birth:	07/24/1994
Social Security Number (last 4 digits):	
Gender:	Female
Intended Graduate Major Code:	1502
Intended Graduate Major:	Engineering – Mechanical - Mechanical Engineering
Most Recent Test Date:	11/27/2015
Registration Number:	4919749

All dates are formatted as MM/DD/YYYY.

This score report includes all of your General Test and Subject Test scores earned from July 1, 2008 to the present. Only reported scores are available for display.



General Test Scores

Test Date MM/DD/YYYY	Verbal Reasoning*				Quantitative Reasoning*				Analytical Writing	
	Prior Format		Current Format		Prior Format		Current Format			
	Scaled Score	Estimated Current Score	Scaled Score	% Below	Scaled Score	Estimated Current Score	Scaled Score	% Below	Score	% Below
2/27/2015			142	16			160	78	3.0	15
10/30/2015			150	45			158	71	3.0	15

- No Score. Indicates that no questions were answered.

The GRE Verbal Reasoning and Quantitative Reasoning score scales changed in August 2011. For tests taken August 2011 or later, scores are printed in the "Current Format" columns. For tests taken before August 2011, scores on the prior scales and the corresponding estimated scores on the current scales are printed in the "Prior Format" columns.

Subject Test Scores

Test Date	Test Name / Subscore Name	Scaled Score	% Below
-----------	---------------------------	--------------	---------

Score Recipient(s)

Your score reporting history is shown below. "Pending" indicates your scores are not yet available, or your order has not yet been processed.

Undergraduate Institution				
Report Date	Institution (Code)	Department (Code)	Test Type	Test Date

Score Recipient(s)				
Report Date	Institution or Fellowship Sponsor (Code)	Department (Code)	Test Type	Test Date
02/17/2016	U Missouri Kansas City (6872)	Mechanical Engineering (1502)	General Test	10/30/2015
02/17/2016	Michigan Tech U (1464)	Mechanical Engineering (1502)	General Test	10/30/2015
02/17/2016	U Texas Arlington (6013)	Mechanical Engineering (1502)	General Test	10/30/2015
02/17/2016	Colorado St U Ft Collins (4075)	Mechanical Engineering (1502)	General Test	10/30/2015
02/17/2016	Oklahoma St U (6546)	Mechanical Engineering (1502)	General Test	10/30/2015
11/11/2015	Illinois State U (1319)	Mechanical Engineering (1502)	General Test	10/30/2015
11/11/2015	California St U Los Angeles (4399)	Mechanical Engineering (1502)	General Test	10/30/2015
11/11/2015	Texas A & M U Central Texas (6756)	Mechanical Engineering (1502)	General Test	10/30/2015

Undergraduate Institution does not wish to receive scores

Score recipient not valid/active

QUESTIONS ABOUT THIS GRE EXAMINEE SCORE REPORT

Information to help you interpret your GRE scores is available at www.ets.org/gre/stupubs. If you have any questions concerning this GRE Report of Scores, call ETS at 1-609-771-7679 or 1-866-473-4373 (toll free for test takers in the U.S., U.S. Territories*, and Canada) between 8:00 a.m. and 7:45 p.m. EST or email gre-info@ets.org. For information about interpreting your scores, consult *Interpreting Your GRE Scores*, which is available at www.ets.org/gre/understand.

*Includes American Samoa, Guam, Puerto Rico, and U.S. Virgin Islands

SCORE REPORTING

Policies pertaining to score reporting and use are periodically reviewed and revised by the GRE Board. The policies and procedures explained in the 2013-14 *GRE Information and Registration Bulletin* are effective only for the time period of August 1, 2013 to June 30, 2014 and supersede previous policies and procedures in previous bulletins. GRE scores are reportable for five(5) years following the testing year (July 1 to June 30) in which you tested. Currently, GRE scores earned after July 1, 2008 are available.

PERCENTILE RANK (% BELOW)

The percentile ranks in this report indicate the percentage of examinees who scored below your score. Note that these percentile ranks may be different from those that applied when the scores were originally reported to you if the scores were earned prior to July 2013. This reflects annual updating of these data to permit admissions officers to compare scores, whenever earned, with those for a recent reference group.

RETAKING A GRE TEST

You can take the GRE revised General Test once every 21 days, and up to five times within any continuous rolling 12-month period. This applies even if you canceled your scores on a test taken previously. You may take the paper-based GRE revised General Test and GRE Subject Tests as often as they are offered.

Note: This policy will be enforced even if a violation is not immediately identified (e.g., inconsistent registration information) and test scores have been reported. In such cases, the invalid scores will be canceled and score recipients will be notified of the cancellation. Test fees will be forfeited.

SCORES NOT REPORTED

"Scores Not Reported" is listed in the Report Date column of the Score Recipients section of your score report if one of three scenarios occurs:

- You requested scores to be sent to an undergraduate institution that does not receive scores.
- The code for the graduate institution you designated to receive scores is no longer active.
- Your reportable score record does not include scores for the requested test.

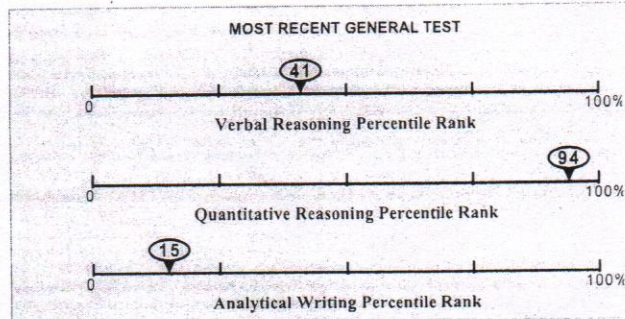
Examinee Score Report

Note: This report is not valid for transmission of scores to an institution.

Last (Family/Surname) Name, First (Given) Name, Middle Initial

Print Date: 06/29/2016

Address:	MIG 304, BALAJINAGAR, APHB KUKATPALLY Hyderabad, 500072
Email Address:	ysainitn@gmail.com
Phone Number:	8801108812
Date of Birth:	02/01/1995
Social Security Number (last 4 digits):	
Gender:	Male
Intended Graduate Major Code:	1502
Intended Graduate Major:	Engineering -- Mechanical - Mechanical Engineering
Most Recent Test Date:	10/27/2015
Registration Number:	4653896



All dates are formatted as MM/DD/YYYY.

This score report includes all of your General Test and Subject Test scores earned from July 1, 2008 to the present. Only reported scores are available for display.

General Test Scores

Test Date	Verbal Reasoning*				Quantitative Reasoning*				Analytical Writing	
	Prior Format	Current Format			Prior Format	Current Format			Score	% Below
	Scaled Score	Estimated Current Score	Scaled Score	% Below	Scaled Score	Estimated Current Score	Scaled Score	% Below		
10/27/2015			149	41			167	94	3.0	15
03/30/2015			137	05			162	83	2.0	02

* - No Score. Indicates that no questions were answered.

The GRE Verbal Reasoning and Quantitative Reasoning score scales changed in August 2011. For tests taken August 2011 or later, scores are printed in the "Current Format" columns. For tests taken before August 2011, scores on the prior scales and the corresponding estimated scores on the current scales are printed in the "Prior Format" columns.

Subject Test Scores

Test Date	Test Name / Subscore Name	Scaled Score	% Below
-----------	---------------------------	--------------	---------

Score Recipient(s)

Your score reporting history is shown below. "Pending" indicates your scores are not yet available, or your order has not yet been processed.

Undergraduate Institution				
Report Date	Institution (Code)	Department (Code)	Test Type	Test Date
11/04/2015	Michigan St U (1465)	Mechanical Engineering (1502)	General Test	10/27/2015

Score Recipient(s)				
Report Date	Institution or Fellowship Sponsor (Code)	Department (Code)	Test Type	Test Date
01/06/2016	Case Western Reserve U (1105)	Mechanical Engineering (1502)	General Test	10/27/2015
01/06/2016	Michigan Tech U (1464)	Mechanical Engineering (1502)	General Test	10/27/2015
12/30/2015	Northeastern U Engineering (3665)	Mechanical Engineering (1502)	General Test	10/27/2015
12/30/2015	North Carolina St U (5496)	Mechanical Engineering (1502)	General Test	10/27/2015
12/30/2015	U Delaware (5811)	Mechanical Engineering (1502)	General Test	10/27/2015
12/30/2015	U Illinois Chicago (1851)	Mechanical Engineering (1502)	General Test	10/27/2015
11/04/2015	Pennsylvania St U All Campuses (2660)	NONE ()	General Test	10/27/2015
11/04/2015	Michigan St U (1465)	NONE ()	General Test	10/27/2015
11/04/2015	U Nebraska Lincoln (6877)	NONE ()	General Test	10/27/2015
11/04/2015	Illinois State U (1319)	NONE ()	General Test	10/27/2015

* Undergraduate Institution does not wish to receive scores

** Score recipient not valid/active

QUESTIONS ABOUT THIS GRE EXAMINEE SCORE REPORT

Information to help you interpret your GRE scores is available at www.ets.org/greinfo. If you have any questions concerning this GRE Report of Scores, call ETS at 1-609-771-7679 or 1-866-473-4373 (toll free for test takers in the U.S., U.S. Territories*, and Canada) between 8:00 a.m. and 7:45 p.m. EST or email gre-info@ets.org. For information about interpreting your scores, consult **Interpreting Your GRE Scores**, which is available at www.ets.org/gre/understand.
*Includes American Samoa, Guam, Puerto Rico, and U.S. Virgin Islands

SCORE REPORTING

Policies pertaining to score reporting and use are periodically reviewed and revised by the GRE Board. The policies and procedures explained in the 2013-14 GRE Information and Registration Bulletin are effective only for the time period of August 1, 2013 to June 30, 2014 and supersede previous policies and procedures in previous bulletins. GRE scores are reportable for five(5) years following the testing year (July 1 to June 30) in which you tested. Currently, GRE scores earned after July 1, 2008 are available.

PERCENTILE RANK (% BELOW)

The percentile ranks in this report indicate the percentage of examinees who scored below your score. Note that these percentile ranks may be different from those that applied when the scores were originally reported to you if the scores were earned prior to July 2013. This reflects annual updating of these data to permit admissions officers to compare scores, whenever earned, with those for a recent reference group.

RETAKING A GRE TEST

You can take the GRE revised General Test once every 21 days, and up to five times within any continuous rolling 12-month period. This applies even if you canceled your scores on a test taken previously. You may take the paper-based GRE revised General Test and GRE Subject Tests as often as they are offered.

Note: This policy will be enforced even if a violation is not immediately identified (e.g., inconsistent registration information) and test scores have been reported. In such cases, the invalid scores will be canceled and score recipients will be notified of the cancellation. Test fees will be forfeited.

Bolla, Venkatesh

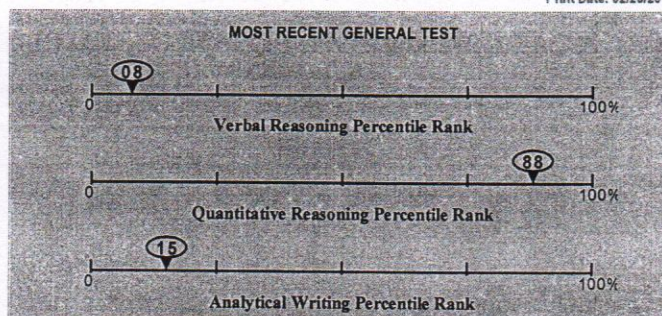
Examinee Score Report

Note: This report is not valid for transmission of scores to an institution.

Last (Family/Surname) Name, First (Given) Name, Middle Initial

Print Date: 02/20/2016

Address:	3-37/1, Ramachandrapuram Jalimudi, madhira, Telangana Khammam, 507203
Email Address:	bollavenkatesh98@gmail.com
Phone Number:	8142540806
Date of Birth:	02/01/1994
Social Security Number (last 4 digits):	
Gender:	Male
Intended Graduate Major Code:	1502
Intended Graduate Major:	Engineering -- Mechanical - Mechanical Engineering
Most Recent Test Date:	09/01/2015
Registration Number:	3765049



All dates are formatted as MM/DD/YYYY.

This score report includes all of your General Test and Subject Test scores earned from July 1, 2008 to the present. Only reported scores are available for display.

General Test Scores

Test Date MM/DD/YYYY	Verbal Reasoning*				Quantitative Reasoning*				Analytical Writing	
	Prior Format	Current Format			Prior Format	Current Format			Score	% Below
	Scaled Score	Estimated Current Score	Scaled Score	% Below	Scaled Score	Estimated Current Score	Scaled Score	% Below		
09/01/2015			139	08			164	88	3.0	15

No Score. Indicates that no questions were answered.

* GRE Verbal Reasoning and Quantitative Reasoning score scales changed in August 2011. For tests taken August 2011 or later, scores are printed in the "Current Format" columns. For tests taken before August 2011, scores on the prior format and the corresponding estimated scores on the current scales are printed in the "Prior Format" columns.

Subject Test Scores

Test Date	Test Name / Subscore Name	Scaled Score	% Below
-----------	---------------------------	--------------	---------

Score Recipient(s)

Your score reporting history is shown below. "Pending" indicates your scores are not yet available, or your order has not yet been processed.

Undergraduate Institution				
Report Date	Institution (Code)	Department (Code)	Test Type	Test Date

Score Recipient(s)				
Report Date	Institution or Fellowship Sponsor (Code)	Department (Code)	Test Type	Test Date

* Undergraduate Institution does not wish to receive scores

** Score recipient not valid/active

QUESTIONS ABOUT THIS GRE EXAMINEE SCORE REPORT

Information to help you interpret your GRE scores is available at www.ets.org/gre/stupubs. If you have any questions concerning this GRE Report of Scores, call ETS at 1-609-771-7679 or 1-866-473-4373 (toll free for test takers in the U.S., U.S. Territories*, and Canada) between 8:00 a.m. and 7:45 p.m. EST or email gre-info@ets.org. For information about interpreting your scores, consult *Interpreting Your GRE Scores*, which is available at www.ets.org/gre/understand.

*Includes American Samoa, Guam, Puerto Rico, and U.S. Virgin Islands

SCORE REPORTING

Policies pertaining to score reporting and use are periodically reviewed and revised by the GRE Board. The policies and procedures explained in the 2013-14 *GRE Information and Registration Bulletin* are effective only for the time period of August 1, 2013 to June 30, 2014 and supersede previous policies and procedures in previous bulletins. GRE scores are reportable for five(5) years following the testing year (July 1 to June 30) in which you tested. Currently, GRE scores earned after July 1, 2008 are available.

PERCENTILE RANK (% BELOW)

The percentile ranks in this report indicate the percentage of examinees who scored below your score. Note that these percentile ranks may be different from those that applied when the scores were originally reported to you if the scores were earned prior to July 2013. This reflects annual updating of these data to permit admissions officers to compare scores, whenever earned, with those for a recent reference group.

RETAKING A GRE TEST

You can take the GRE revised General Test once every 21 days, and up to five times within any continuous rolling 12-month period. This applies even if you canceled your scores on a test taken previously. You may take the paper-based GRE revised General Test and GRE Subject Tests as often as they are offered.

Note: This policy will be enforced even if a violation is not immediately identified (e.g., inconsistent registration information) and test scores have been reported. In such cases, the invalid scores will be canceled and score recipients will be notified of the cancellation. Test fees will be forfeited.

SCORES NOT REPORTED

"Scores Not Reported" is listed in the Report Date column of the Score Recipients section of your score report if one of three scenarios occurs:

- You requested scores to be sent to an undergraduate institution that does not receive scores.
- The code for the graduate institution you designated to receive scores is no longer active.
- Your reportable score record does not include scores for the requested test.

Note: This report is not valid for transmission of scores to an institution.

Last (Family/Surname) Name, First (Given) Name, Middle Initial

Address:	B-1302, Fortune Towers Madhapur Hyderabad, 500081
Email Address:	teja1317@gmail.com
Phone Number:	9949888168
Date of Birth:	07/18/1994
Social Security Number (last 4 digits):	
Gender:	Male
Intended Graduate Major Code:	0000
Intended Graduate Major:	Undecided - Undecided
Most Recent Test Date:	08/31/2015
Registration Number:	3831022

All dates are formatted as MM/DD/YYYY.

This score report includes all of your General Test and Subject Test scores earned from July 1, 2008 to the present. Only reported scores are available for display.

General Test Scores

Test Date	Verbal Reasoning*				Quantitative Reasoning*				Analytical Writing	
	Prior Format		Current Format		Prior Format		Current Format		Score	% Below
MM/DD/YYYY	Scaled Score	Estimated Current Score	Scaled Score	% Below	Scaled Score	Estimated Current Score	Scaled Score	% Below		
08/31/2015			150	47			157	67	3.0	17

No Score. Indicates that no questions were answered.

GRE Verbal Reasoning and Quantitative Reasoning score scales changed in August 2011. For tests taken August 2011 or later, scores are printed in the "Current Format" columns. For tests taken before August 2011, scores on the prior scales and the corresponding estimated scores on the current scales are printed in the "Prior Format" columns.

Subject Test Scores

Test Date	Test Name / Subscore Name	Scaled Score	% Below
-----------	---------------------------	--------------	---------

Score Recipient(s)

Your score reporting history is shown below. "Pending" indicates your scores are not yet available, or your order has not yet been processed.

Undergraduate Institution				
Report Date	Institution (Code)	Department (Code)	Test Type	Test Date

Score Recipient(s)				
Report Date	Institution or Fellowship Sponsor (Code)	Department (Code)	Test Type	Test Date
02/17/2016	Northern Illinois U (1559)	Management Information Systems (4303)	General Test	08/31/2015
01/29/2016	U Illinois at Springfield (1787)	Management Information Systems (4303)	General Test	08/31/2015
01/29/2016	U Texas Arlington (6013)	Other Fields - Not Listed (5199)	General Test	08/31/2015
09/09/2015	Illinois Inst Technology (1318)	NONE ()	General Test	08/31/2015

* Undergraduate Institution does not wish to receive scores

** Score recipient not valid/active

About Your GRE® Score Report

Score Reporting Policies

With the ScoreSelect® option, you can decide which test scores to send to the institutions you designate. There are three options to choose from:

- Most Recent option - Send your scores from your most recent test administration
- All option - Send your scores from all administrations in the last five years
- Any option - Send your scores from one OR as many test administrations in the last five years (this option is not available on test day when you select up to four FREE score reports)

Scores for a test administration must be reported in their entirety. Institutions will receive score reports that show only the scores that you selected to send to them. There will be no special indication if you have taken additional GRE tests. See the GRE® Information Bulletin for details. The policies and procedures explained in the Bulletin for the current testing year supersede previous policies and procedures in previous bulletins.

Scores will be sent to designated score recipients approximately 10-15 days after a computer-delivered test and 5 weeks after a paper-delivered test. If your scores are not available for any reason, you will see "Not Available" in Your Test Score History.

GRE test scores are reportable according to the following policies:

- For tests taken prior to July 1, 2016, scores are reportable for five (5) years following the testing year in which you tested (July 1 - June 30). For example, scores for a test taken on May 15, 2015, are reportable through June 30, 2020. GRE scores earned prior to August 2011 are no longer reportable.
- For tests taken on or after July 1, 2016, scores are reportable for five (5) years following your test date. For example, scores for a test taken on July 3, 2016, are reportable through July 2, 2021.

Note: Score recipients will only receive scores from test administrations that you have selected to send to them.

Percentile Rank (% Below)

A percentile rank for a test score indicates the percentage of test takers who took that test and received a lower score. Regardless of when the reported scores were earned, the percentile ranks for General Test and Subject Test scores are based on the scores of all test takers who tested within the most recent three-year period.

Retaking a GRE Test

You can take the GRE® General Test once every 21 days, up to five times within any continuous rolling 12-month period (365 days). This applies even if you canceled your scores on a test taken previously. You can take the paper-delivered GRE General Test and GRE® Subject Tests as often as they are offered.

Note: This policy will be enforced even if a violation is not immediately identified (e.g., inconsistent registration information) and test scores have been reported. In such cases, the invalid scores will be canceled and score recipients will be notified of the cancellation. Test fees will be forfeited.

For More Information

For information about interpreting your scores, see *Interpreting Your GRE Scores* at www.ets.org/gre/understand.

For detailed information about your performance on the Verbal Reasoning and Quantitative Reasoning sections of the computer-delivered GRE General Test, access the free GRE Diagnostic Service from your ETS account. This service includes a description of the types of questions you answered right and wrong, the difficulty level of each question, and the time spent on each question. This service is available approximately 15 days after your test administration and for six months following your test administration.

If you have any questions concerning your score report, email GRE Services at gre-info@ets.org or call 1-609-771-7670 or 1-866-473-4373 (toll free for test takers in the U.S., U.S. Territories and Canada) between 8 a.m. and 7:45 p.m. (New York Time).

Test Report Form

ACADEMIC

NOTE Admission to undergraduate and post graduate courses should be based on the ACADEMIC Reading and Writing Modules.
GENERAL TRAINING Reading and Writing Modules are **not** designed to test the full range of language skills required for academic purposes.
It is recommended that the candidate's language ability as indicated in this Test Report Form be re-assessed **after two years** from the date of the test.

Centre Number

IN001

Date

10/OCT/2015

Candidate Number

042686

Candidate Details

Family Name

GAMPA

First Name

RAVALI

Candidate ID

M3399409



Date of Birth

13/05/1995

Sex (M/F)

F

Scheme Code

Private Candidate

Country or Region of Origin

Country of Nationality

INDIA

First Language

TELUGU

Test Results

Listening

7.5

Reading

7.0

Writing

7.0

Speaking

7.0

Overall Band Score

7.0

CEFR Level

C1

Administrator Comments

Centre stamp



Validation stamp



Administrator's Signature

[Signature]

Date

28/10/2015

Test Report Form Number

15IN042686GAMR001A

Test Report Form

ACADEMIC

NOTE Admission to undergraduate and post graduate courses should be based on the ACADEMIC Reading and Writing Modules.
GENERAL TRAINING Reading and Writing Modules are **not** designed to test the full range of language skills required for academic purposes.
It is recommended that the candidate's language ability as indicated in this Test Report Form be re-assessed **after two years** from the date of the test.

Centre Number

IN855

Date

14/JAN/2016

Candidate Number

225112

Candidate Details

Family Name

SALGUTI

First Name

ALEKHYA

Candidate ID

K2585102



Date of Birth

05/10/1994

Sex (M/F)

F

Scheme Code

Private Candidate

Country or Region of Origin

Country of Nationality

INDIA

First Language

TELUGU

Test Results

Listening

8.0

Reading

6.0

Writing

5.5

Speaking

7.0

Overall Band Score

6.5

CEFR Level

B2

Administrator Comments

Centre stamp

Validation stamp



Administrator's Signature

Date

27/01/2016

Test Report Form Number

15IN225112SALA855A

12-737-032

15-16

IELTS™**Test Report Form**

ACADEMIC

NOTE Admission to undergraduate and post graduate courses should be based on the ACADEMIC Reading and Writing Modules.
 GENERAL TRAINING Reading and Writing Modules are not designed to test the full range of language skills required for academic purposes.
 It is recommended that the candidate's language ability as indicated in this Test Report Form be re-assessed after two years from the date of the test.

Centre Number

IN001

Date

10/OCT/2015

Candidate Number

042600

Candidate Details

Family Name

URPARI

First Name

RAJ KIRAN

Candidate ID

L6376038



Date of Birth

21/11/1995

Sex (M/F)

M

Scheme Code

Private Candidate

Country or Region of Origin

Country of Nationality

INDIA

First Language

TELUGU

Test Results

Listening

7.0

Reading

6.5

Writing

6.0

Speaking

6.5

Overall Band Score

6.5

CEFR Level

B2

Administrator Comments

Centre stamp



Validation stamp



Administrator's Signature

Date

28/10/2015

Test Report Form Number

15IN042600UPPR001A



CAMBRIDGE ENGLISH
 Language Assessment
 Part of the University of Cambridge

Test Report Form

ACADEMIC

NOTE Admission to undergraduate and post graduate courses should be based on the ACADEMIC Reading and Writing Modules.
GENERAL TRAINING Reading and Writing Modules are not designed to test the full range of language skills required for academic purposes.
It is recommended that the candidate's language ability as indicated in this Test Report Form be re-assessed after two years from the date of the test.

Centre Number

IN001

Date

19/SEP/2015

Candidate Number

037537

Candidate Details

Family Name

BANDARU

First Name

ADITYA

Candidate ID

IN001/037537



Date of Birth

25/11/1994

Sex (M/F)

M

Scheme Code

Private Candidate

Country or Region of Origin

Country of Nationality

INDIA

First Language

TELUGU

Test Results

Listening

6.5

Reading

7.5

Writing

6.0

Speaking

6.5

Overall Band Score

6.5

CEFR Level

B2

Administrator Comments

Centre stamp



Validation stamp



Administrator's Signature

[Signature]

Date

29/09/2015

Test Report Form Number

IN037537BAN001

IELTS**Test Report Form**

ACADEMIC

NOTE Admission to undergraduate and post graduate courses should be based on the ACADEMIC Reading and Writing Modules.
GENERAL TRAINING Reading and Writing Modules are not designed to test the full range of language skills required for academic purposes.
It is recommended that the candidate's language ability as indicated in this Test Report Form be re-assessed after two years from the date of the test.

Centre Number

IN855

Date

09/JAN/2016

Candidate Number

217836

Candidate Details

Family Name

BOLLA

First Name

VENKATESH

Candidate ID

M7414317



Date of Birth

01/02/1994

Sex (M/F)

M

Scheme Code

Private Candidate

Country or Region
of OriginCountry of
Nationality

INDIA

First Language

TELUGU

Test Results

Listening

8.5

Reading

5.5

Writing

5.5

Speaking

8.0

Overall
Band
Score

6.0

CEFR
Level

B2

Administrator Comments

Centre stamp



Validation stamp

Administrator's
Signature

Date

22/01/2016

Test Report Form
Number

15IN217836BOLV855A

Test Report Form

ACADEMIC

NOTE Admission to undergraduate and post graduate courses should be based on the ACADEMIC Reading and Writing Modules.
GENERAL TRAINING Reading and Writing Modules are not designed to test the full range of language skills required for academic purposes.
It is recommended that the candidate's language ability as indicated in this Test Report Form be re-assessed after two years from the date of the test.

Centre Number IN855 Date 14/NOV/2015 Candidate Number 175641

Candidate Details

Family Name YELLAMILLI

First Name SAINITIN

Candidate ID M4705910



Date of Birth 01/02/1995

Sex (M/F) M

Scheme Code Private Candidate

Country or Region of Origin

Country of Nationality INDIA

First Language TELUGU

Test Results

Listening

7.0

Reading

8.0

Writing

6.0

Speaking

6.5

Overall Band Score

7.0

CEFR Level

C1

Administrator Comments

Centre stamp



Validation stamp



Administrator's Signature

Date

26/11/2015

Test Report Form Number

15IN175641YELS855A



CAMBRIDGE ENGLISH
Language Assessment
Part of the University of Cambridge

ETS TOEFL iBT TOEFL iBT® Test Taker Score Report

THIS IS A PDF DOWNLOADED AND PRINTED BY THE TEST TAKER, INTENDED FOR THE TEST TAKER'S PERSONAL RECORDS.

Name: BIKKUMALLA, ADARSH

Last (Family/Surname) Name, First (Given) Name Middle Name

Email: adarsh.b26@gmail.com

Gender: M

Date of Birth: 26 Nov 1994

Registration Number: 0000 0000 2730 9498

Test Date: 06 Feb 2016

Sponsor Code:



BIKKUMALLA, ADARSH
3-5-1093,BHAGVATULA ARCADE,NARAYANAGUDA
HYDERABAD, TELANGANA 500029
India

Country of Birth: India

Native Language: TELUGU

Test Center: STN14538A - MeritTrac Services Private Limited - Hyderabad

Test Center Country: India

Inst. Code	Dept. Code
5904	67
6870	67
5828	67
6013	67

TOEFL iBT Scaled Scores

Reading	23
Listening	18
Speaking	22
Writing	21
Total Score	84

Security Identification

ID Type: Passport

ID No.: xxxxxxxxxxxxxxxxxxxxx1337

Issuing Country: India

52

Reading Skills	Level	Your Performance
Reading	High	<p>Test takers who receive a score at the HIGH level, as you did, typically understand academic texts in English that require a wide range of reading abilities regardless of the difficulty of the texts.</p> <p>Test takers who score at the HIGH level, typically</p> <ul style="list-style-type: none">• have a very good command of academic vocabulary and grammatical structure;• can understand and connect information, make appropriate inferences, and synthesize ideas, even when the text is conceptually dense and the language is complex;• can recognize the expository organization of a text and the role that specific information serves within the larger text, even when the text is conceptually dense; and• can abstract major ideas from a text, even when the text is conceptually dense and contains complex language.
Listening Skills	Level	Your Performance
Listening	Intermediate	<p>Test takers who receive a score at the INTERMEDIATE level, as you did, typically understand conversations and lectures in English that present a wide range of listening demands. These demands can include difficult vocabulary (uncommon terms or colloquial or figurative language), complex grammatical structures, and/or abstract or complex ideas. However, lectures and conversations that require the listener to make sense of unexpected or seemingly contradictory information may present some difficulty.</p> <p>When listening to conversations and lectures like these, test takers at the INTERMEDIATE level typically can</p> <ul style="list-style-type: none">• understand explicitly stated main ideas and important details, especially if they are reinforced, but may have difficulty understanding main ideas that must be inferred or important details that are not reinforced;• understand how information is being used (for example, to provide support or describe a step in a complex process);• recognize how pieces of information are connected (for example, in a cause-and-effect relationship);• understand, though perhaps not consistently, ways that speakers use language for purposes other than to give information (for example, to emphasize a point, express agreement or disagreement, or convey intentions indirectly); and• synthesize information from adjacent parts of a lecture or conversation and make correct inferences on the basis of that information, but may have difficulty synthesizing information from separate parts of a lecture or conversation.



1602-12-731-034

THIS IS A PDF DOWNLOADED AND PRINTED BY THE TEST TAKER, INTENDED FOR THE TEST TAKER'S PERSONAL RECORDS.

Name: Mittukolu, Raagni

Last (Family/Surname) Name, First (Given) Name Middle Name

Email: raagni.sanju@gmail.com

Gender: F


Registration Number: 0000 0000 2736 7504

Date of Birth: 11 Apr 1995

Test Date: 20 Feb 2016

Sponsor Code:

Mittukolu, Raagni
10-6-95/3/3D, Burhanpuram
Khammam,
Khammam district, Telangana State
Khammam, Telangana state 507001
India



TOEFL iBT Scaled Scores

Reading	19
Listening	22
Speaking	22
Writing	23
Total Score	86

Country of Birth: India

Inst. Code | Dept. Code

Native Language: TELUGU

Test Center: ITII015A - Prometric Testing Private Limited

Center Country: India

Security Identification

ID Type: Passport

ID No.: xxxxxxxxxxxxxxxxxxxxx6940

Issuing Country: India

58


Reading Skills	Level	Your Performance
Reading	Intermediate	<p>Test takers who receive a score at the INTERMEDIATE level, as you did, typically understand academic texts in English that require a wide range of reading abilities, although their understanding of certain parts of the texts is limited.</p> <p>Test takers who receive a score at the INTERMEDIATE level typically</p> <ul style="list-style-type: none">• have a good command of common academic vocabulary but still have some difficulty with high-level vocabulary;• have a very good understanding of grammatical structure;• can understand and connect information, make appropriate inferences, and synthesize information in a range of texts but have more difficulty when the vocabulary is high level and the text is conceptually dense;• can recognize the expository organization of a text and the role that specific information serves within a larger text but have some difficulty when these are not explicit or easy to infer from the text; and• can abstract major ideas from a text but have more difficulty doing so when the text is conceptually dense.
Listening Skills	Level	Your Performance
Listening	High	<p>Test takers who receive a score at the HIGH level, as you did, typically understand conversations and lectures in English that present a wide range of listening demands. These demands can include difficult vocabulary (uncommon terms, or colloquial or figurative language), complex grammatical structures, abstract or complex ideas, and/or making sense of unexpected or seemingly contradictory information.</p> <p>When listening to lectures and conversations like these, test takers at the HIGH level typically can</p> <ul style="list-style-type: none">• understand main ideas and important details, whether they are stated or implied;• distinguish more important ideas from less important ones;• understand how information is being used (for example, to provide evidence for a claim or describe a step in a complex process);• recognize how pieces of information are connected (for example, in a cause-and-effect relationship);• understand many different ways that speakers use language for purposes other than to give information (for example, to emphasize a point, express agreement or disagreement, or convey intentions indirectly); and• synthesize information, even when it is not presented in sequence, and make correct inferences on the basis of that information.

**TOEFL iBT****TOEFL iBT® Test Taker Score Report**

THIS IS A PDF DOWNLOADED AND PRINTED BY THE TEST TAKER, INTENDED FOR THE TEST TAKER'S PERSONAL RECORDS.

Name: Gutala, Soma Sunder

Last (Family/Surname) Name, First (Given) Name Middle Name

Email: somasunder.gss@gmail.com**Gender:** M**Registration Number:** 0000 0000 2615 2936**Date of Birth:** 10 Jan 1995**Test Date:** 31 Oct 2015**Sponsor Code:**

Gutala, Soma Sunder
 12-2-823/A/65
 Santosh Nagar Colony
 Mehdiapatnam
 Hyderabad-500028
 Hyderabad, Telangana 500028
 India

TOEFL iBT Scaled Scores

Reading	25
Listening	29
Speaking	23
Writing	24
Total Score	101

Country of Birth: India**Inst. Code** | **Dept. Code****Native Language:** TELUGU**Test Center:** STN11386B - UNITI Foundation, USIEF Satellite**Test Center Country:** India**Security Identification****ID Type:** Passport**ID No.:** xxxxxxxxxxxxxxxxxxxx1218**Issuing Country:** India

03

Reading Skills	Level	Your Performance
Reading	High	<p>Test takers who receive a score at the HIGH level, as you did, typically understand academic texts in English that require a wide range of reading abilities regardless of the difficulty of the texts.</p> <p>Test takers who score at the HIGH level, typically</p> <ul style="list-style-type: none"> • have a very good command of academic vocabulary and grammatical structure; • can understand and connect information, make appropriate inferences, and synthesize ideas, even when the text is conceptually dense and the language is complex; • can recognize the expository organization of a text and the role that specific information serves within the larger text, even when the text is conceptually dense; and • can abstract major ideas from a text, even when the text is conceptually dense and contains complex language.
Listening Skills	Level	Your Performance
Listening	High	<p>Test takers who receive a score at the HIGH level, as you did, typically understand conversations and lectures in English that present a wide range of listening demands. These demands can include difficult vocabulary (uncommon terms, or colloquial or figurative language), complex grammatical structures, abstract or complex ideas, and/or making sense of unexpected or seemingly contradictory information.</p> <p>When listening to lectures and conversations like these, test takers at the HIGH level typically can</p> <ul style="list-style-type: none"> • understand main ideas and important details, whether they are stated or implied; • distinguish more important ideas from less important ones; • understand how information is being used (for example, to provide evidence for a claim or describe a step in a complex process); • recognize how pieces of information are connected (for example, in a cause-and-effect relationship); • understand many different ways that speakers use language for purposes other than to give information (for example, to emphasize a point, express agreement or disagreement, or convey intentions indirectly); and • synthesize information, even when it is not presented in sequence, and make correct inferences on the basis of that information.





TOEFL iBT

TOEFL iBT® Test Taker Score Report

THIS IS A PDF DOWNLOADED AND PRINTED BY THE TEST TAKER, INTENDED FOR THE TEST TAKER'S PERSONAL RECORDS.

Name: Mocherla, Vinishruth

(Last) (Family/Surname) Name, First (Given) Name Middle Name

Email: vinni10c@gmail.com

Gender: M

Date of Birth: 02 Aug 1994

Registration Number: 0000 0000 2598 2082

Test Date: 25 Oct 2015 Sponsor Code:



Mocherla, Vinishruth
12-2-823/A/63,
santosh nagar colony,
mehdipatnam
Hyderabad, Andhra Pradesh 500028
India

TOEFL iBT Scaled Scores

Reading	20
Listening	27
Speaking	27
Writing	25
Total Score	97

Country of Birth: India

Native Language: TELUGU

Test Center: STN10910A - ANCONS International

Test Center Country: India

Inst. Code

Dept. Code

5111

99

1833

99

5812

99

6897

99

Security Identification

ID Type: Passport

ID No.: xxxxxxxxxxxxxxxxxxxx4542

Issuing Country: India

97

Reading Skills

Level

Your Performance

Test takers who receive a score at the **INTERMEDIATE** level, as you did, typically understand academic texts in English that require a wide range of reading abilities, although their understanding of certain parts of the texts is limited.

Test takers who receive a score at the **INTERMEDIATE** level typically

Reading

Intermediate

- have a good command of common academic vocabulary but still have some difficulty with high-level vocabulary;
- have a very good understanding of grammatical structure;
- can understand and connect information, make appropriate inferences, and synthesize information in a range of texts but have more difficulty when the vocabulary is high level and the text is conceptually dense;
- can recognize the expository organization of a text and the role that specific information serves within a larger text but have some difficulty when these are not explicit or easy to infer from the text; and
- can abstract major ideas from a text but have more difficulty doing so when the text is conceptually dense.

Listening Skills

Level

Your Performance

Test takers who receive a score at the **HIGH** level, as you did, typically understand conversations and lectures in English that present a wide range of listening demands. These demands can include difficult vocabulary (uncommon terms, or colloquial or figurative language), complex grammatical structures, abstract or complex ideas, and/or making sense of unexpected or seemingly contradictory information.

When listening to lectures and conversations like these, test takers at the **HIGH** level typically can

Listening

High

- understand main ideas and important details, whether they are stated or implied;
- distinguish more important ideas from less important ones;
- understand how information is being used (for example, to provide evidence for a claim or describe a step in a complex process);
- recognize how pieces of information are connected (for example, in a cause-and-effect relationship);
- understand many different ways that speakers use language for purposes other than to give information (for example, to emphasize a point, express agreement or disagreement, or convey intentions indirectly); and
- synthesize information, even when it is not presented in sequence, and make correct inferences on the basis of that information.





TOEFL iBT

TOEFL iBT® Test Taker Score Report

THIS IS A PDF DOWNLOADED AND PRINTED BY THE TEST TAKER, INTENDED FOR THE TEST TAKER'S PERSONAL RECORDS.

Name: Govardhana, Gayathri
Last (Family/Surname) Name, First (Given) Name Middle Name
Email: govathri.govardhana@gmail.com
Gender: F
Date of Birth: 17 Jun 1995

Registration Number: 0000 0000 2662 5146
Test Date: 15 Nov 2015 **Sponsor Code:**



Govardhana, Gayathri
1-1-695
Harmon Recidency
Narmada Hosp. Lane
Gandhinagar
Hyderabad, Telangana 500080
India

068

TOEFL iBT Scaled Scores	
Reading	30
Listening	29
Speaking	27
Writing	27
Total Score	113

Country of Birth: India
Native Language: TELUGU
Test Center: ITII015A - Prometric Testing Private Limited
Test Center Country: India

Inst. Code	Dept. Code
5812	99
2533	99
B166	99
4007	99

Security Identification

ID Type: Passport **ID No.:** xxxxxxxxxxxxxxxxxxxx5863 **Issuing Country:** India

39

Reading Skills	Level	Your Performance
Reading	High	<p>Test takers who receive a score at the HIGH level, as you did, typically understand academic texts in English that require a wide range of reading abilities regardless of the difficulty of the texts.</p> <p>Test takers who score at the HIGH level, typically</p> <ul style="list-style-type: none">• have a very good command of academic vocabulary and grammatical structure;• can understand and connect information, make appropriate inferences, and synthesize ideas, even when the text is conceptually dense and the language is complex;• can recognize the expository organization of a text and the role that specific information serves within the larger text, even when the text is conceptually dense; and• can abstract major ideas from a text, even when the text is conceptually dense and contains complex language.

Listening Skills	Level	Your Performance
Listening	High	<p>Test takers who receive a score at the HIGH level, as you did, typically understand conversations and lectures in English that present a wide range of listening demands. These demands can include difficult vocabulary (uncommon terms, or colloquial or figurative language), complex grammatical structures, abstract or complex ideas, and/or making sense of unexpected or seemingly contradictory information.</p> <p>When listening to lectures and conversations like these, test takers at the HIGH level typically can</p> <ul style="list-style-type: none">• understand main ideas and important details, whether they are stated or implied;• distinguish more important ideas from less important ones;• understand how information is being used (for example, to provide evidence for a claim or describe a step in a complex process);• recognize how pieces of information are connected (for example, in a cause-and-effect relationship);• understand many different ways that speakers use language for purposes other than to give information (for example, to emphasize a point, express agreement or disagreement, or convey intentions indirectly); and• synthesize information, even when it is not presented in sequence, and make correct inferences on the basis of that information.



TOEFL iBT® Test Taker Score Report

THIS IS A PDF DOWNLOADED AND PRINTED BY THE TEST TAKER, INTENDED FOR THE TEST TAKER'S PERSONAL RECORDS.

Name: VEMULA, NEHA

Last (Family/Surname) Name, First (Given) Name Middle Name

Email: neha.leo.vemula@gmail.com

Gender: F

Date of Birth: 24 Jul 1994

Registration Number: 0000 0000 2681 3571

Test Date: 11 Dec 2015 Sponsor Code:



VEMULA, NEHA
H.No 13-70
Sri Sri Nagar
Uppal
Hyderabad, Telangana 500039
India

TOEFL iBT Scaled Scores

Reading	28
Listening	24
Speaking	22
Writing	26
Total Score	100

Country of Birth: India

Native Language: TELUGU

Test Center: STN10910A - ANCONS International

Test Center Country: India

Inst. Code | Dept. Code

Security Identification

ID Type: Passport

ID No.: xxxxxxxxxxxxxxxxxxxx8043

Issuing Country: India

00

Reading Skills	Level	Your Performance
Reading	High	<p>Test takers who receive a score at the HIGH level, as you did, typically understand academic texts in English that require a wide range of reading abilities regardless of the difficulty of the texts.</p> <p>Test takers who score at the HIGH level, typically</p> <ul style="list-style-type: none"> • have a very good command of academic vocabulary and grammatical structure; • can understand and connect information, make appropriate inferences, and synthesize ideas, even when the text is conceptually dense and the language is complex; • can recognize the expository organization of a text and the role that specific information serves within the larger text, even when the text is conceptually dense; and • can abstract major ideas from a text, even when the text is conceptually dense and contains complex language.

Listening Skills	Level	Your Performance
Listening	High	<p>Test takers who receive a score at the HIGH level, as you did, typically understand conversations and lectures in English that present a wide range of listening demands. These demands can include difficult vocabulary (uncommon terms, or colloquial or figurative language), complex grammatical structures, abstract or complex ideas, and/or making sense of unexpected or seemingly contradictory information.</p> <p>When listening to lectures and conversations like these, test takers at the HIGH level typically can</p> <ul style="list-style-type: none"> • understand main ideas and important details, whether they are stated or implied; • distinguish more important ideas from less important ones; • understand how information is being used (for example, to provide evidence for a claim or describe a step in a complex process); • recognize how pieces of information are connected (for example, in a cause-and-effect relationship); • understand many different ways that speakers use language for purposes other than to give information (for example, to emphasize a point, express agreement or disagreement, or convey intentions indirectly); and • synthesize information, even when it is not presented in sequence, and make correct inferences on the basis of that information.





TSPGECET - 2016 RANK CARD :: OSMANIA UNIVERSITY HYDERABAD



Hall Ticket No. : 24140035
Candidate's Name : BUKKA HARSHINI
Father's Name : BUKKA VENKATESHWAR
Test Paper : Mechanical Engineering

Community
BC-A

Date of Birth
16-01-1995

Marks Obtained : 55

Rank : 227

Percentile : 96.0998



B. Harshini



CONVENER
TSPGECET - 2016



Scorecard
Number
OTQMW

GATE 2016 Scorecard

Graduate Aptitude Test in Engineering

Name


KALIGOTLA PHANI SASANK

Registration Number

CE16S52138083

Examination Paper

Civil Engineering (CE)



K. Sasank

(Candidate's Signature)

GATE Score

355

Valid from March 23, 2016 to March 22, 2019

Mark out of 100*

25.47

All India Rank in this paper

13944

Qualifying Marks**

25.0

22.5

16.6

General

OBC (NCL)

SC/ST/PwD

Number of Candidates
Appeared in this paper

119873

* Normalized marks for multisession papers

** A candidate is considered qualified if the marks secured are greater than or equal to the qualifying marks mentioned in the relevant category for which a valid category certificate, if applicable, must be produced along with this scorecard.

Digital Fingerprint : e41428fe510988f6e39225cc89fbd5d

March 23, 2016

T. Bhattacharyya

Prof. Tirthankar Bhattacharyya

Organizing Chairperson GATE2016 on behalf of NCB-GATE, for MHRD

Organizing Institute for GATE 2016 : Indian Institute of Science

The GATE 2016 score is calculated using the formula

$$GATE\ Score = S_q + (S_t - S_q) \frac{(M - M_q)}{(\bar{M}_t - M_q)}$$

where,
 M is the marks obtained by the candidate in the paper, mentioned on this scorecard in GATE 2016
 M_q is the qualifying marks for general category candidate in the paper
 \bar{M}_t is the mean of marks of top 0.1% or top 10 (whichever is larger) of the candidates who appeared in the paper (in case of multi-session papers including all sessions)
 $S_q = 350$, is the score assigned to M_q
 $S_t = 900$, is the score assigned to \bar{M}_t

In the GATE 2016 score formula, M_q is 25 marks (out of 100) or $\mu + \sigma$, whichever is greater. Here μ is the mean and σ is the standard deviation of marks of all the candidates who appeared in the paper.
 Qualifying in GATE 2016 does not guarantee either an admission to a post-graduate program or a scholarship/assistantship.
 Admitting institutes may conduct further tests and interviews for final selection.

Codes for XE and XL Paper Sections (compulsory section and any other two sections) :

XE: Engineering Sciences

A-Engineering Mathematics (compulsory)
 B-Fluid Mechanics
 C-Material Science
 D-Solid Mechanics
 E-Thermodynamics
 F-Polymer Science and Engineering
 G-Food Technology

XL: Life Sciences

H-Chemistry (compulsory)
 I-Biochemistry
 J-Botany
 K-Microbiology
 L-Zoology
 M-Food Technology


Graduate Aptitude Test in Engineering (GATE) 2016 was organized by the Indian Institute of Science on behalf of the National Coordination Board (NCB) for the Department of Higher Education, Ministry of Human Resource Development (MHRD), Government of India.

Authenticity of this scorecard can be verified at the GATE 2016 website <http://gate.iisc.ernet.in>



GATE 2016 Scorecard

Graduate Aptitude Test in Engineering



Name

GOPU RAJU

Registration Number

CE16S52147287

Examination Paper

Civil Engineering (CE)

Raju
(Candidate's Signature)

GATE Score **504**

Valid from March 23, 2016 to March 22, 2019

Mark out of 100* **39.03**

All India Rank in this paper **4778**

Qualifying Marks**

25.0	22.5	16.6
General	OBC (NCL)	SC/ST/PwD

Number of Candidates
Appeared in this paper **119873**

* Normalized marks for multisession papers

** A candidate is considered qualified if the marks secured are greater than or equal to the qualifying marks mentioned in the relevant category for which a valid category certificate, if applicable, must be produced along with this scorecard.

Digital Fingerprint : 29a9764ad5785960a5759e744d22959e

March 23, 2016

T. Bhattacharyya

Prof. Tirthankar Bhattacharyya

Organizing Chairperson GATE2016 on behalf of NCB-GATE, for MHRD

Candidate's Details

Bounds Candidate's Performance

Organizing Institute for GATE 2016: Indian Institute of Science

The GATE 2016 score is calculated using the formula

$$GATE\ Score = S_q + (S_t - S_q) \frac{(M - M_q)}{(\bar{M}_t - M_q)}$$

where,

M is the marks obtained by the candidate in the paper, mentioned on this scorecard in GATE 2016

M_q is the qualifying marks for general category candidate in the paper

\bar{M}_t is the mean of marks of top 0.1% or top 10 (whichever is larger) of the candidates who appeared in the paper (in case of multi-session papers including all sessions)

$S_q = 350$, is the score assigned to M_q

$S_t = 900$, is the score assigned to \bar{M}_t

In the GATE 2016 score formula, M_q is 25 marks (out of 100) or $\mu + \sigma$, whichever is greater. Here μ is the mean and σ is the standard deviation of marks of all the candidates who appeared in the paper.

Qualifying in GATE 2016 does not guarantee either an admission to a post-graduate program or a scholarship/assistantship. Admitting institutes may conduct further tests and interviews for final selection.

Codes for XE and XL Paper Sections (compulsory section and any other two sections) :

XE: Engineering Sciences

A-Engineering Mathematics (compulsory)

B-Fluid Mechanics

C-Material Science

D-Solid Mechanics

E-Thermodynamics

F-Polymer Science and Engineering

G-Food Technology

XL: Life Sciences

H-Chemistry (compulsory)

I-Biochemistry

J-Botany

K-Microbiology

L-Zoology

M-Food Technology

Graduate Aptitude Test in Engineering (GATE) 2016 was organized by the Indian Institute of Science on behalf of the National Coordination Board (NCB) for the Department of Higher Education, Ministry of Human Resource Development (MHRD), Government of India.

Authenticity of this scorecard can be verified at the GATE 2016 website <http://gate.iisc.ernet.in>



GATE 2016 Scorecard

Graduate Aptitude Test in Engineering



Name

DANNANA SRAVYA

Registration Number

CE16S72139141

Examination Paper

Civil Engineering (CE)

D. Sravya

(Candidate's Signature)

GATE Score

363

Valid from March 23, 2016 to March 22, 2019

Mark out of 100*

26.21

All India Rank in this paper

13045

Qualifying Marks**

25.0

22.5

16.6

General

OBC (NCL)

SC/ST/PwD

Number of Candidates
Appeared in this paper

119873

* Normalized marks for multisession papers

** A candidate is considered qualified if the marks secured are greater than or equal to the qualifying marks mentioned in the relevant category for which a valid category certificate, if applicable, must be produced along with this scorecard.

Digital Fingerprint : bf9ddbc4744bb8fe420110316325b2c8

March 23, 2016

T. Bhattacharyya

Prof. Tirthankar Bhattacharyya

Organizing Chairperson GATE2016 on behalf of NCB-GATE, for MHRD

The GATE 2016 score is calculated using the formula

$$GATE\ Score = S_q + (S_t - S_q) \frac{(M - M_q)}{(\bar{M}_t - M_q)}$$

where,

M is the marks obtained by the candidate in the paper, mentioned on this scorecard in GATE 2016

\bar{M}_q is the qualifying marks for general category candidate in the paper

\bar{M}_t is the mean of marks of top 0.1% or top 10 (whichever is larger) of the candidates who appeared in the paper (in case of multi-session papers including all sessions)

$S_q = 350$, is the score assigned to \bar{M}_q

$S_t = 900$, is the score assigned to \bar{M}_t

In the GATE 2016 score formula, \bar{M}_q is 25 marks (out of 100) or $\mu + \sigma$, whichever is greater. Here μ is the mean and σ is the standard deviation of marks of all the candidates who appeared in the paper.

Qualifying in GATE 2016 does not guarantee either an admission to a post-graduate program or a scholarship/assistantship.

Admitting institutes may conduct further tests and interviews for final selection.

Codes for XE and XL Paper Sections (compulsory section and any other two sections) :

XE: Engineering Sciences

A-Engineering Mathematics (compulsory)

B-Fluid Mechanics

C-Material Science

D-Solid Mechanics

E-Thermodynamics

F-Polymer Science and Engineering

G-Food Technology

XL: Life Sciences

H-Chemistry (compulsory)

I-Biochemistry

J-Botany

K-Microbiology

L-Zoology

M-Food Technology

Graduate Aptitude Test in Engineering (GATE) 2016 was organized by the Indian Institute of Science on behalf of the National Coordination Board (NCB) for the Department of Higher Education, Ministry of Human Resource Development (MHRD), Government of India.

Authenticity of this scorecard can be verified at the GATE 2016 website <http://gate.iisc.ernet.in>



Scorecard
Number
S3PEC

GATE 2016 Scorecard

Graduate Aptitude Test in Engineering

Name

JULAKANTI SANDEEP REDDY

Registration Number

CE16S72147136

Examination Paper

Civil Engineering (CE)



Sandeep.T

(Candidate's Signature)

GATE Score **411**

Valid from March 23, 2016 to March 22, 2019

Mark out of 100* **30.59**

All India Rank in this paper **9304**

Qualifying Marks**

25.0

22.5

16.6

General

OBC (NCL)

SC/ST/PwD

Number of Candidates
Appeared in this paper

119873

* Normalized marks for multisession papers

** A candidate is considered qualified if the marks secured are greater than or equal to the qualifying marks mentioned in the relevant category for which a valid category certificate, if applicable, must be produced along with this scorecard.

Digital Fingerprint : 687353f862dc0be8db884e07cdbe5f80

March 23, 2016

T. Bhattacharyya

Prof. Tirthankar Bhattacharyya

Organizing Chairperson GATE2016 on behalf of NCB-GATE, for MHRD

Organizing Institute for GATE 2016 : Indian Institute of Science

The GATE 2016 score is calculated using the formula

$$GATE\ Score = S_q + (S_t - S_q) \frac{(M - M_q)}{(\bar{M}_t - M_q)}$$

where,

M is the marks obtained by the candidate in the paper, mentioned on this scorecard in GATE 2016

M_q is the qualifying marks for general category candidate in the paper

\bar{M}_t is the mean of marks of top 0.1% or top 10 (whichever is larger) of the candidates who appeared in the paper (in case of multi-session papers including all sessions)

$S_q = 350$, is the score assigned to M_q

$S_t = 900$, is the score assigned to \bar{M}_t

In the GATE 2016 score formula, M_q is 25 marks (out of 100) or $\mu + \sigma$, whichever is greater. Here μ is the mean and σ is the standard deviation of marks of all the candidates who appeared in the paper.

Qualifying in GATE 2016 does not guarantee either an admission to a post-graduate program or a scholarship/assistantship.

Admitting institutes may conduct further tests and interviews for final selection.

Codes for XE and XL Paper Sections (compulsory section and any other two sections) :

XE: Engineering Sciences

A-Engineering Mathematics (compulsory)

B-Fluid Mechanics

C-Material Science

D-Solid Mechanics

E-Thermodynamics

F-Polymer Science and Engineering

G-Food Technology

XL: Life Sciences

H-Chemistry (compulsory)

I-Biochemistry

J-Botany

K-Microbiology

L-Zoology

M-Food Technology

Graduate Aptitude Test in Engineering (GATE) 2016 was organized by the Indian Institute of Science on behalf of the National Coordination Board (NCB) for the Department of Higher Education, Ministry of Human Resource Development (MHRD), Government of India.

Authenticity of this scorecard can be verified at the GATE 2016 website <http://gate.iisc.ernet.in>



Scorecard
Number
7TYZI

GATE 2016 Scorecard

Graduate Aptitude Test in Engineering

Name

MARAM HAREESH

Registration Number

CE16S72149076

Examination Paper

Civil Engineering (CE)



M. Hareesh

(Candidate's Signature)

GATE Score

489

Valid from March 23, 2016 to March 22, 2019

Mark out of 100*

37.66

All India Rank in this paper

5385

Qualifying Marks**

25.0

22.5

16.6

General

OBC (NCL)

SC/ST/PwD

Number of Candidates
Appeared in this paper

119873

* Normalized marks for multisession papers

** A candidate is considered qualified if the marks secured are greater than or equal to the qualifying marks mentioned in the relevant category for which a valid category certificate, if applicable, must be produced along with this scorecard.

Digital Fingerprint : 869a1fb84b6d75c4762f1971371a655a

March 23, 2016

T. Bhattacharyya

Prof. Tirthankar Bhattacharyya

Organizing Chairperson GATE2016 on behalf of NCB-GATE, for MHRD

Candidate's Details

Bounds
Candidate's Performance

Organizing Institute for GATE 2016 : Indian Institute of Science

The GATE 2016 score is calculated using the formula

$$GATE\ Score = S_q + (S_t - S_q) \frac{(M - M_q)}{(\bar{M}_t - M_q)}$$

where,

M is the marks obtained by the candidate in the paper, mentioned on this scorecard in GATE 2016

M_q is the qualifying marks for general category candidate in the paper

\bar{M}_t is the mean of marks of top 0.1% or top 10 (whichever is larger) of the candidates who appeared in the paper (in case of multi-session papers including all sessions)

$S_q = 350$, is the score assigned to M_q

$S_t = 900$, is the score assigned to \bar{M}_t

In the GATE 2016 score formula, M_q is 25 marks (out of 100) or $\mu + \sigma$, whichever is greater. Here μ is the mean and σ is the standard deviation of marks of all the candidates who appeared in the paper.

Qualifying in GATE 2016 does not guarantee either an admission to a post-graduate program or a scholarship/assistantship. Admitting institutes may conduct further tests and interviews for final selection.

Codes for XE and XL Paper Sections (compulsory section and any other two sections) :

XE: Engineering Sciences

A-Engineering Mathematics (compulsory)

B-Fluid Mechanics

C-Material Science

D-Solid Mechanics

E-Thermodynamics

F-Polymer Science and Engineering

G-Food Technology

XL: Life Sciences

H-Chemistry (compulsory)

I-Biochemistry

J-Botany

K-Microbiology

L-Zoology

M-Food Technology

Graduate Aptitude Test in Engineering (GATE) 2016 was organized by the Indian Institute of Science on behalf of the National Coordination Board (NCB) for the Department of Higher Education, Ministry of Human Resource Development (MHRD), Government of India.

Authenticity of this scorecard can be verified at the GATE 2016 website <http://gate.iisc.ernet.in>



Scorecard
Number
22GDV

GATE 2016 Scorecard

Graduate Aptitude Test in Engineering

Name


SINGARAPU SAI KRISHNA

Registration Number

CE16S72152094

Examination Paper

Civil Engineering (CE)



S. Saikrishna

(Candidate's Signature)

GATE Score

471

Valid from March 23, 2016 to March 22, 2019

Mark out of 100*

35.99

All India Rank in this paper

6134

Qualifying Marks**

25.0

General

22.5

OBC (NCL)

16.6

SC/ST/PwD

Number of Candidates
Appeared in this paper

119873

* Normalized marks for multisession papers

** A candidate is considered qualified if the marks secured are greater than or equal to the qualifying marks mentioned in the relevant category for which a valid category certificate, if applicable, must be produced along with this scorecard.

Digital Fingerprint : 65a0f8b12b821f297f920d0af04cd093

March 23, 2016

Organizing Chairperson GATE2016 on behalf of NCB-GATE, for MHRD

T. Bhattacharyya

Prof. Tirthankar Bhattacharyya

Organizing Institute for GATE 2016 : Indian Institute of Science

The GATE 2016 score is calculated using the formula

$$GATE\ Score = S_q + (S_t - S_q) \frac{(M - M_q)}{(\bar{M}_t - M_q)}$$

where,

M is the marks obtained by the candidate in the paper, mentioned on this scorecard in GATE 2016

M_q is the qualifying marks for general category candidate in the paper

\bar{M}_t is the mean of marks of top 0.1% or top 10 (whichever is larger) of the candidates who appeared in the paper (in case of multi-session papers including all sessions)

$S_q = 350$, is the score assigned to M_q

$S_t = 900$, is the score assigned to \bar{M}_t

In the GATE 2016 score formula, M_q is 25 marks (out of 100) or $\mu + \sigma$, whichever is greater. Here μ is the mean and σ is the standard deviation of marks of all the candidates who appeared in the paper.

Qualifying in GATE 2016 does not guarantee either an admission to a post-graduate program or a scholarship/assistantship. Admitting institutes may conduct further tests and interviews for final selection.

Codes for XE and XL Paper Sections (compulsory section and any other two sections) :

XE: Engineering Sciences

A-Engineering Mathematics (compulsory)

B-Fluid Mechanics

C-Material Science

D-Solid Mechanics

E-Thermodynamics

F-Polymer Science and Engineering

G-Food Technology

XL: Life Sciences

H-Chemistry (compulsory)

I-Biochemistry

J-Botany

K-Microbiology

L-Zoology

M-Food Technology

Graduate Aptitude Test in Engineering (GATE) 2016 was organized by the Indian Institute of Science on behalf of the National



GATE 2018 Scorecard

Graduate Aptitude Test in Engineering

Candidate's Details

Name

BHUPATHI SUSHMITHA

Registration Number

EE18S61413043

Examination Paper

Electrical Engineering (EE)



(Candidate's Signature)

Performance

Marks out of 100*

59.33

Qualifying Marks**

29.1

26.1

19.4

General

OBC (NCL)

SC/ST/PwD

GATE Score

683

Valid from March 17, 2018 to March 16, 2021

All India Rank in this paper

1341

Number of Candidates
Appeared in this paper

121383

* Normalized marks for multi-session papers

** A candidate is considered qualified if the marks secured are greater than or equal to the qualifying marks mentioned for the category for which valid category certificate, if applicable, is produced along with this scorecard

Digital Fingerprint: c7f5e9660e3ac3ed35ffa5f092b0e8a7

G. Pugazhenth

Prof. G. Pugazhenth

March 17, 2018

Organizing Chairman, GATE 2018
(on behalf of NCB - GATE, for MHRD)

The GATE 2018 score is calculated using the formula

$$GATE\ Score = S_q + (S_t - S_q) \frac{(M - M_q)}{(\bar{M}_t - M_q)}$$

where,

M is the marks obtained by the candidate in the paper, mentioned on this GATE 2018 scorecard

M_q is the qualifying marks for general category candidate in the paper

\bar{M}_t is the mean of marks of top 0.1% or top 10 (whichever is larger) of the candidates who appeared in the paper (in case of multi-session papers including all sessions)

$S_q = 350$, is the score assigned to M_q

$S_t = 900$, is the score assigned to \bar{M}_t

In the GATE 2018 score formula, M_q is 25 marks (out of 100) or $\mu + \sigma$, whichever is greater. Here μ is the mean and σ is the standard deviation of marks of all the candidates who appeared in the paper.

Qualifying in GATE 2018 does not guarantee either an admission to a post-graduate program or a scholarship/assistantship. Admitting institutes may conduct further tests and interviews for final selection.

Codes for XE and XL Paper Sections (compulsory section and any other two sections)

XE: Engineering Sciences

A - Engineering Mathematics (compulsory)

B - Fluid Mechanics

C - Materials Science

D - Solid Mechanics

E - Thermodynamics

F - Polymer Science and Engineering

G - Food Technology

H - Atmospheric and Oceanic Sciences

XL: Life Sciences

P - Chemistry (compulsory)

Q - Biochemistry

R - Botany

S - Microbiology

T - Zoology

U - Food Technology

Graduate Aptitude Test in Engineering (GATE) 2018 was organized by Indian Institute of Technology Guwahati on behalf of the National Coordination Board (NCB) - GATE for the Department of Higher Education, Ministry of Human Resource Development (MHRD), Government of India.



GATE 2018 Scorecard

Graduate Aptitude Test in Engineering

Candidate's Details

Name

SIRIGIRI DEVA GOPIKRISHNA PRASAD

Registration Number

EE18S61409448

Examination Paper

Electrical Engineering (EE)



S. Gopi krishna

(Candidate's Signature)

Performance

Marks out of 100*

54.33

Valid from March 17, 2018 to March 16, 2021

Qualifying Marks**

29.1

26.1

19.4

General

OBC (NCL)

SC/ST/PwD

All India Rank in this paper

2290

GATE Score

628

Number of Candidates
Appeared in this paper

121383

* Normalized marks for multi-session papers

** A candidate is considered qualified if the marks secured are greater than or equal to the qualifying marks mentioned for the category for which valid category certificate, if applicable, is produced along with this scorecard

Digital Fingerprint: c1f5885137ff5b817ec92b0747d1175c

G. Pugazhenth

Prof. G. Pugazhenth

March 17, 2018

Organizing Chairman, GATE 2018
(on behalf of NCB - GATE, for MHRD)

The GATE 2018 score is calculated using the formula

$$GATE\ Score = S_q + (S_t - S_q) \frac{(M - M_q)}{(\bar{M}_t - M_q)}$$

where,

M is the marks obtained by the candidate in the paper, mentioned on this GATE 2018 scorecard

M_q is the qualifying marks for general category candidate in the paper

\bar{M}_t is the mean of marks of top 0.1% or top 10 (whichever is larger) of the candidates who appeared in the paper (in case of multi-session papers including all sessions)

$S_q = 350$, is the score assigned to M_q

$S_t = 900$, is the score assigned to \bar{M}_t

In the GATE 2018 score formula, M_q is 25 marks (out of 100) or $\mu + \sigma$, whichever is greater. Here μ is the mean and σ is the standard deviation of marks of all the candidates who appeared in the paper.

Qualifying in GATE 2018 does not guarantee either an admission to a post-graduate program or a scholarship/assistantship. Admitting institutes may conduct further tests and interviews for final selection.

Codes for XE and XL Paper Sections (compulsory section and any other two sections)

XE: Engineering Sciences

A - Engineering Mathematics (compulsory)

B - Fluid Mechanics

C - Materials Science

D - Solid Mechanics

E - Thermodynamics

F - Polymer Science and Engineering

G - Food Technology

H - Atmospheric and Oceanic Sciences

XL: Life Sciences

P - Chemistry (compulsory)

Q - Biochemistry

R - Botany

S - Microbiology

T - Zoology

U - Food Technology

Graduate Aptitude Test in Engineering (GATE) 2018 was organized by Indian Institute of Technology Guwahati on behalf of the National Coordination Board (NCB) - GATE for the Department of Higher Education, Ministry of Human Resource Development (MHRD), Government of India.

COMMON ADMISSION TEST (CAT)-2015 INDIAN INSTITUTES OF MANAGEMENT



CAT 2015 SCORE CARD



Manisha

Name of the Candidate	CAT Registration Number / User Id	Gender	Date of Birth
VANKA MANISHA	5142110	Female	14/Aug/1994
Candidate's Contact Details and Email Id	Category	PWD/DA Status(*)	Date and Time of Test
H.NO 1-1-316/3 BAPUNAGAR CHIKKADPALLY HYDERABAD	NC-OBC	No	29/Nov/2015
District: Hyderabad State: TELANGANA Email: manisha.vanka555@gmail.com			02:30 PM - 05:30 PM

Section - 1		Section - 2		Section - 3		Total	
Verbal Ability & Reading Comprehension		Data Interpretation & Logical Reasoning		Quantitative Ability			
Scaled Score	Percentile	Scaled Score	Percentile	Scaled Score	Percentile	Overall Scaled Score	Overall Percentile
51.91	85.83	35.78	90.42	45.12	92.48	132.81	92.62

Instructions:

- Only candidates who have taken the Common Admission Test (CAT 2015) are entitled to receive the score card. Keep a print-out of this score card for your information pertaining to CAT 2015. You will not receive score card by email or by post.
- The Overall Scaled Score is the sum of the scaled scores of the candidate in different components.
- Percentile refers to percentage of candidates who receive score less than or equal to the score obtained by the candidate.
- IIMs and Non-IIM member institutions independently decide how to use CAT 2015 scores on the basis of their own selection process. The scores are to be used only for selecting the candidates to their Post Graduate / Fellow Programme(s) in Management.
- Detection of instances of incorrect information and process violation by a candidate at any stage will lead to disqualification of the candidate. Candidate's score will become null and void and he/she will not be allowed to appear for CAT in future. If such instances go undetected during the current selection process but are detected in subsequent years, such disqualification will take place with retrospective effect.
- All queries regarding post-CAT 2015 selection process must be directed to respective IIMs. CAT Centre will not answer post-CAT related queries.
- CAT 2015 score is valid only until 31st December 2016 and subject to meeting the minimum eligibility marks in the qualifying examination.
- Toll free number 1800-266-0207 will be available till 20th January, 2016 and the webmail support cathelpdesk@iimcat.ac.in will be available till 31st March, 2016 respectively.

(*) Person with disability/ Differently Abled Candidates.

2016

COMMON ADMISSION TEST (CAT)-2015 INDIAN INSTITUTES OF MANAGEMENT



CAT 2015 SCORE CARD



Name of the Candidate	CAT Registration Number / User Id	Gender	Date of Birth
CHINTAM TARUN	5038594	Male	07/Jan/1995
Candidate's Contact Details and Email Id	Category	PWD/DA Status(*)	Date and Time of Test
Flat No 201 Legrand Apts St No 6 Road No 2 West Marredpally Secunderabad District: Hyderabad State: TELANGANA Email: tarunchintam@gmail.com	General	No	29/Nov/2015 09:00 AM - 12:00 Noon

Section - 1		Section - 2		Section - 3		Total	
Verbal Ability & Reading Comprehension		Data Interpretation & Logical Reasoning		Quantitative Ability			
Scaled Score	Percentile	Scaled Score	Percentile	Scaled Score	Percentile	Overall Scaled Score	Overall Percentile
49.29	83.08	21.95	70.32	52.8	95.84	124.04	90.18

Instructions:

- Only candidates who have taken the Common Admission Test (CAT 2015) are entitled to receive the score card. Keep a print-out of this score card for your information pertaining to CAT 2015. You will not receive score card by email or by post.
- The Overall Scaled Score is the sum of the scaled scores of the candidate in different components.
- Percentile refers to percentage of candidates who receive score less than or equal to the score obtained by the candidate.
- IIMs and Non-IIM member institutions independently decide how to use CAT 2015 scores on the basis of their own selection process. The scores are to be used only for selecting the candidates to their Post Graduate / Fellow Programme(s) in Management.
- Detection of instances of incorrect information and process violation by a candidate at any stage will lead to disqualification of the candidate. Candidate's score will become null and void and he/she will not be allowed to appear for CAT in future. If such instances go undetected during the current selection process but are detected in subsequent years, such disqualification will take place with retrospective effect.
- All queries regarding post-CAT 2015 selection process must be directed to respective IIMs. CAT Centre will not answer post-CAT related queries.
- CAT 2015 score is valid only until 31st December 2016 and subject to meeting the minimum eligibility marks in the qualifying examination.
- Toll free number 1800-266-0207 will be available till 20th January, 2016 and the webmail support cathelpdesk@iimcat.ac.in will be available till 31st March, 2016 respectively.

(*) Person with disability/ Differently Abled Candidates.

THIS IS A PDF DOWNLOADED AND PRINTED BY THE TEST TAKER, INTENDED FOR THE TEST TAKER'S PERSONAL RECORDS.

Name: Yalavarthi, Hari Kiran

Last (Family/Surname) Name, First (Given) Name Middle Name

Email: harikiranyalavarthi9@gmail.com

Gender: M

Registration Number: 0000 0000 2723 1787

Date of Birth: 16 Jul 1995

Test Date: 30 Jan 2016

Sponsor Code:

Yalavarthi, Hari Kiran
H.No:1-2-759
Near Govt.Primary School
Rakasipet
Bodhan
Nizamabad, Telangana 503185
India



TOEFL iBT Scaled Scores

Reading 19

Listening 20

Speaking 23

Writing 22

Total Score 84

Country of Birth: India

Native Language: TELUGU

Test Center: STN14538A - MeritTrac Services Private Limited - Hyderabad

Test Center Country: India

Inst. Code	Dept. Code
5251	78
5828	78
1559	78
6481	78

Security Identification

ID Type: Passport

ID No.: xxxxxxxxxxxxxxxxxxxx8720

Issuing Country: India

52

Reading Skills	Level	Your Performance
Reading	Intermediate	<p>Test takers who receive a score at the INTERMEDIATE level, as you did, typically understand academic texts in English that require a wide range of reading abilities, although their understanding of certain parts of the texts is limited.</p> <p>Test takers who receive a score at the INTERMEDIATE level typically</p> <ul style="list-style-type: none">• have a good command of common academic vocabulary but still have some difficulty with high-level vocabulary;• have a very good understanding of grammatical structure;• can understand and connect information, make appropriate inferences, and synthesize information in a range of texts but have more difficulty when the vocabulary is high level and the text is conceptually dense;• can recognize the expository organization of a text and the role that specific information serves within a larger text but have some difficulty when these are not explicit or easy to infer from the text; and• can abstract major ideas from a text but have more difficulty doing so when the text is conceptually dense.
Listening Skills	Level	Your Performance
Listening	Intermediate	<p>Test takers who receive a score at the INTERMEDIATE level, as you did, typically understand conversations and lectures in English that present a wide range of listening demands. These demands can include difficult vocabulary (uncommon terms or colloquial or figurative language), complex grammatical structures, and/or abstract or complex ideas. However, lectures and conversations that require the listener to make sense of unexpected or seemingly contradictory information may present some difficulty.</p> <p>When listening to conversations and lectures like these, test takers at the INTERMEDIATE level typically can</p> <ul style="list-style-type: none">• understand explicitly stated main ideas and important details, especially if they are reinforced, but may have difficulty understanding main ideas that must be inferred or important details that are not reinforced;• understand how information is being used (for example, to provide support or describe a step in a complex process);• recognize how pieces of information are connected (for example, in a cause-and-effect relationship);• understand, though perhaps not consistently, ways that speakers use language for purposes other than to give information (for example, to emphasize a point, express agreement or disagreement, or convey intentions indirectly); and• synthesize information from adjacent parts of a lecture or conversation and make correct inferences on the basis of that information, but may have difficulty synthesizing information from separate parts of a lecture or conversation.

2016 - (21)

ETS TOEFL iBT TOEFL iBT® Test Taker Score Report

THIS IS A PDF DOWNLOADED AND PRINTED BY THE TEST TAKER, INTENDED FOR THE TEST TAKER'S PERSONAL RECORDS.

Name: Sama, Shreyas

Last (Family/Surname) Name, First (Given) Name Middle Name

Email: rockbryant2047@gmail.com

Gender: M

Registration Number: 0000 0000 2688 4109

Date of Birth: 10 Apr 1995

Test Date: 13 Dec 2015

Sponsor Code:



Sama, Shreyas
3-6-145/8/1 Himayatnagar
Hyderabad, TELANGANA 500029
India

TOEFL iBT Scaled Scores

Reading 24

Listening 23

Speaking 23

Writing 22

Total Score 92

Country of Birth: India

Inst. Code | Dept. Code

Native Language: TELUGU

Test Center: APCU-8917 - HYDERABAD, 8917 INDIA

Test Center Country: India

Security Identification

ID Type: Passport

ID No.: xxxxxxxxxxxxxxxxxxxxx2722

Issuing Country: India

76

Reading Skills	Level	Your Performance
Reading	High	<p>Test takers who receive a score at the HIGH level, as you did, typically understand academic texts in English that require a wide range of reading abilities regardless of the difficulty of the texts.</p> <p>Test takers who score at the HIGH level, typically</p> <ul style="list-style-type: none">• have a very good command of academic vocabulary and grammatical structure;• can understand and connect information, make appropriate inferences, and synthesize ideas, even when the text is conceptually dense and the language is complex;• can recognize the expository organization of a text and the role that specific information serves within the larger text, even when the text is conceptually dense; and• can abstract major ideas from a text, even when the text is conceptually dense and contains complex language.
Listening Skills	Level	Your Performance
Listening	High	<p>Test takers who receive a score at the HIGH level, as you did, typically understand conversations and lectures in English that present a wide range of listening demands. These demands can include difficult vocabulary (uncommon terms, or colloquial or figurative language), complex grammatical structures, abstract or complex ideas, and/or making sense of unexpected or seemingly contradictory information.</p> <p>When listening to lectures and conversations like these, test takers at the HIGH level typically can</p> <ul style="list-style-type: none">• understand main ideas and important details, whether they are stated or implied;• distinguish more important ideas from less important ones;• understand how information is being used (for example, to provide evidence for a claim or describe a step in a complex process);• recognize how pieces of information are connected (for example, in a cause-and-effect relationship);• understand many different ways that speakers use language for purposes other than to give information (for example, to emphasize a point, express agreement or disagreement, or convey intentions indirectly); and• synthesize information, even when it is not presented in sequence, and make correct inferences on the basis of that information.



THIS IS A PDF DOWNLOADED AND PRINTED BY THE TEST TAKER, INTENDED FOR THE TEST TAKER'S PERSONAL RECORDS.

Name: Gunuganti, Spoorthi

Last (Family/Surname) Name, First (Given) Name Middle Name

Email: spoorthi.gunuganti12@gmail.com

Gender: F

Registration Number: 0000 0000 2449 4886

Date of Birth: 01 Feb 1995

Test Date: 12 Apr 2015

Sponsor Code:

Gunuganti, Spoorthi
Plot no-43, Road no-3,
Thirumala Hills,
Dilsukhnagar,
Asmangadh,
Hyderabad, Andhra Pradesh 500036
India



TOEFL iBT Scaled Scores

Reading	29
Listening	30
Speaking	26
Writing	24
Total Score	109

Country of Birth: India

Native Language: TELUGU

Test Center: ITII017A - Prometric Testing Private Limited

Test Center Country: India

Inst. Code

1832

Dept. Code

02

Security Identification

ID Type: Passport

ID No.: xxxxxxxxxxxxxxxxxxxxxx8865

Issuing Country: India

27

Reading Skills	Level	Your Performance
Reading	High	<p>Test takers who receive a score at the HIGH level, as you did, typically understand academic texts in English that require a wide range of reading abilities regardless of the difficulty of the texts.</p> <p>Test takers who score at the HIGH level, typically</p> <ul style="list-style-type: none"> • have a very good command of academic vocabulary and grammatical structure; • can understand and connect information, make appropriate inferences, and synthesize ideas, even when the text is conceptually dense and the language is complex; • can recognize the expository organization of a text and the role that specific information serves within the larger text, even when the text is conceptually dense; and • can abstract major ideas from a text, even when the text is conceptually dense and contains complex language.

Listening Skills	Level	Your Performance
Listening	High	<p>Test takers who receive a score at the HIGH level, as you did, typically understand conversations and lectures in English that present a wide range of listening demands. These demands can include difficult vocabulary (uncommon terms, or colloquial or figurative language), complex grammatical structures, abstract or complex ideas, and/or making sense of unexpected or seemingly contradictory information.</p> <p>When listening to lectures and conversations like these, test takers at the HIGH level typically can</p> <ul style="list-style-type: none"> • understand main ideas and important details, whether they are stated or implied; • distinguish more important ideas from less important ones; • understand how information is being used (for example, to provide evidence for a claim or describe a step in a complex process); • recognize how pieces of information are connected (for example, in a cause-and-effect relationship); • understand many different ways that speakers use language for purposes other than to give information (for example, to emphasize a point, express agreement or disagreement, or convey intentions indirectly); and • synthesize information, even when it is not presented in sequence, and make correct inferences on the basis of that information.

Speaking Skills	Level*	Your Performance
Speaking about Familiar Topics	Good	Your responses indicate an ability to communicate your personal experiences and opinions effectively in English. Overall, your speech is clear and fluent. Your use of vocabulary and grammar is effective with only minor errors. Your ideas are generally well developed and expressed coherently.
Speaking about Campus Situation	Fair	Your responses demonstrate an ability to speak in English about reading material and experiences typically encountered by university students. You are able to convey relevant information about conversations, newspaper articles, and campus bulletins; however, some details are missing or inaccurate. Limitations of grammar, vocabulary, and pronunciation at times cause difficulty for the listener. However, they do not seriously interfere with overall communication.
Speaking about Academic Course Content	Good	Your responses demonstrate an ability to communicate effectively in English about academic topics typical of first-year university studies. Your speech is mostly clear and fluent. You are able to use appropriate vocabulary and grammar to explain concepts and ideas from reading or lecture material. You are able to talk about key information and relevant details with only minor inaccuracies.
Writing Skills	Level*	Your Performance
Writing based on Reading and Listening	Good	You responded well to the task, relating the lecture to the reading. Weaknesses, if you have any, might have to do with <ul style="list-style-type: none"> slight imprecision in your summary of some of the main points and/or use of English that is occasionally ungrammatical or unclear.
Writing based on Knowledge and Experience	Fair	You expressed ideas with reasons, examples, and details, but your response indicated weaknesses such as <ul style="list-style-type: none"> you may not provide enough specific support and development for your main points; your ideas may be difficult to follow because of how you organize your essay or because of the language you use to connect your ideas; and/or grammatical mistakes or vague/incorrect uses of words may make the writing difficult to understand.

THIS IS A PDF DOWNLOADED AND PRINTED BY THE TEST TAKER, INTENDED FOR THE TEST TAKER'S PERSONAL RECORDS.

This score report provides four section scores and a total score. An analysis of your strengths and weaknesses in English is included. The level pertaining to each skill should not be generalized beyond the performance on this test. Skill levels and their associated descriptions are not intended for use by institutions as part of their admissions criteria and will not be shared unless you grant permission.

Information About Scores: The following scaled scores are reported for the TOEFL iBT test. A total score is not reported when one or more sections have not been administered. These scores have the following ranges:

Sections	Scaled Scores
Reading	0-30
Listening	0-30
Speaking	0-30
Writing	0-30
Total Score	0-120

Score Legends:

Reading Skills	
Level	Total Scaled Score Range
High	22-30
Intermediate	15-21
Low	0-14

Speaking Skills	
Level	Total Scaled Score Range
Good	26-30
Fair	18-25
Limited	10-17
Weak	0-9

Listening Skills	
Level	Total Scaled Score Range
High	22-30
Intermediate	14-21
Low	0-13

Writing Skills	
Level	Total Scaled Score Range
Good	24-30
Fair	17-23
Limited	1-16
Score of Zero	0

Institution Codes: The code numbers shown on page 1 of this report are the ones you selected before you took the test. If any institution code you selected is missing, it was incorrect and the TOEFL® Program was unable to send a score report to that institution.

DEPT.	WHERE THE REPORT WAS SENT
00	Admissions office for undergraduate study or an institution or agency that is not a college or university
01, 04-99	Admissions office for graduate study in a field other than management (business) or law according to the codes selected when you registered
02	Admissions office of a graduate school of management (business)
03	Admissions office of a graduate school of law

Additional information about TOEFL iBT scores can be found on the Test Takers section of the TOEFL website at www.ets.org/toefl.

* Skill levels for speaking and writing individual skills are estimates of performance at the *item* level. The total writing and speaking scaled scores and ranges are more accurate. Therefore it is not appropriate to combine the individual skill levels. Doing so may lead to apparent inconsistencies between the diagnostic feedback and reported writing and speaking scores.

IMPORTANT NOTE TO SCORE USERS: This PDF score report was downloaded and printed by the test taker. It is not an Official Score Report sent by ETS directly to an organization designated by the test taker. If you find it necessary to verify the scores on this report, please contact the TOEFL Score Verification Service at +1-800-257-9547 or +1-609-771-7100. Scores more than two years old cannot be reported or validated.



[Log Out](#) | [FAQs](#) | [Contact Us](#) | [TOEFL Home Page](#)

Test Taker Profile

[Update Contact Information](#)
[Update Identifying Information](#)
[Update TOEFL Search Service Preferences](#)
[Change Password](#)

Test Registration and Orders

[Register for a Test](#)
[Order Score Reports](#)
[View Order\(s\)](#)

Scores

[View Scores](#)
[Store](#)
[Bulletin](#)
[My Home Page](#)

View Scores

Registration Number: 0000000025780300

[Request additional score reports](#)

Security Information

Type: Passport
Country: India
ID: Z2528519

Test	Test Date	Reading	Listening	Speaking	Writing	Total
TOEFL iBT	Sat Sep 26 12:04:24 EDT 2015	28	27	22	30	107

[How to interpret scores](#)

Rashmil Sinha

Pranahitha-4,
New Officers'
Complex,
Kundanbagh,
Begumpet
Hyderabad, Telangana
500016
India

rashmil.sinha22@gmail.com

(91) 9848439505

ETS ID: 11437835

[Report Cheating](#)

Reading Skills	Level	Your Performance
Reading	High(22-30)	<p>Test takers who receive a score at the HIGH level, as you did, typically understand academic texts in English that require a wide range of reading abilities regardless of the difficulty of the texts.</p> <p>Test takers who score at the HIGH level, typically</p> <ul style="list-style-type: none">• have a very good command of academic vocabulary and grammatical structure;• can understand and connect information, make appropriate inferences, and synthesize ideas, even when the text is conceptually dense and the language is complex;

Gunuganti, Spoorthi

Examinee Score Report

Note: This report is not valid for transmission of scores to an institution.

Print Date: 01/04/2016

Last (Family/Surname) Name, First (Given) Name, Middle Initial

Address: Plot no-43, road no-3,
Thirumala hills, Dilshuknagar
Hyderabad , 500036

Email Address: Spoorthi.gunuganti12@gmail.com

Phone Number: 9000002298

Date of Birth: 02/01/1995

Social Security Number (last 4 digits):

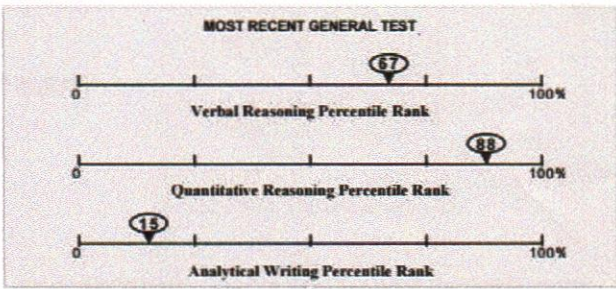
Gender:

Intended Graduate Major Code: 5199

Intended Graduate Major: Undecided - Other Fields - Not Listed

Most Recent Test Date: 11/03/2015

Registration Number: 4751800



All dates are formatted as MM/DD/YYYY.

This score report includes all of your General Test and Subject Test scores earned from July 1, 2008 to the present. Only reported scores are available for display.

General Test Scores

Test Date MM/DD/YYYY	Verbal Reasoning*				Quantitative Reasoning*				Analytical Writing	
	Prior Format		Current Format		Prior Format		Current Format		Score	% Below
11/03/2015	Scaled Score	Estimated Current Score	Scaled Score	% Below	Scaled Score	Estimated Current Score	Scaled Score	% Below	Score	% Below
11/03/2015			155	67			164	88	3.0	15
10/16/2015			Absent or not available				Absent or not available		Absent or not available	

NS - No Score. Indicates that no questions were answered.

* The GRE Verbal Reasoning and Quantitative Reasoning score scales changed in August 2011. For tests taken August 2011 or later, scores are printed in the "Current Format" columns. For tests taken before August 2011, scores on the prior scales and the corresponding estimated scores on the current scales are printed in the "Prior Format" columns.

Subject Test Scores

Test Date	Test Name / Subscore Name	Scaled Score	% Below
-----------	---------------------------	--------------	---------

Score Recipient(s)

Your score reporting history is shown below. "Pending" indicates your scores are not yet available, or your order has not yet been processed.

Undergraduate Institution				
Report Date	Institution (Code)	Department (Code)	Test Type	Test Date

Score Recipient(s)				
Report Date	Institution or Fellowship Sponsor (Code)	Department (Code)	Test Type	Test Date

319

GRE[®] Examinee Score Report

Note: This report is not valid for transmission of scores to an institution.

All dates are formatted as MM/DD/YYYY.

Print Date: 11/22/2015

Print

Examinee Information

Name:	Rashmi Sinha
Address:	Pranahitha-4, Officers Complex Begumpet Hyderabad, 500016 India
Email Address:	rashmi.sinha22@gmail.com
Phone Number:	09848439505
Date of Birth:	07/22/1994
Social Security Number:	
Gender:	Female
Intended Graduate Major Code:	0402
Intended Graduate Major:	Computer and Information Sciences - Computer Science
Most Recent Test Date:	07/10/2015
Registration Number:	3483471

General Test Scores

Test Date	Verbal Reasoning*				Quantitative Reasoning*				Analytical Writing	
	Prior Format		Current Format		Prior Format		Current Format			
	Scaled Score	Estimated Current Score	Scaled Score	% Below	Scaled Score	Estimated Current Score	Scaled Score	% Below	Score	% Below
07/10/2015			156	71			158	71	4.5	80

314



Yalavarthi, HariKiran

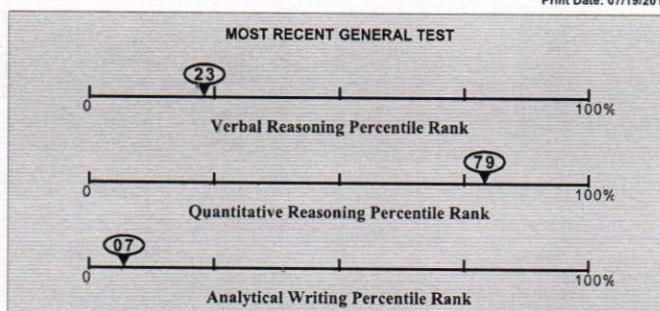
Examinee Score Report

Note: This report is not valid for transmission of scores to an institution.

Last (Family/Surname) Name, First (Given) Name, Middle Initial

Print Date: 07/19/2016

Address:	H.No 1-2-759, Rakasipet Bodhan, Nizamabad District, Nizamabad, 503185
Email Address:	harikiranyalavarthi9@gmail.com
Phone Number:	9848112324
Date of Birth:	07/16/1995
Social Security Number (last 4 digits):	
Gender:	Male
Intended Graduate Major Code:	0402
Intended Graduate Major:	Computer and Information Sciences - Computer Science
Most Recent Test Date:	10/28/2015
Registration Number:	4481475



All dates are formatted as MM/DD/YYYY.

This score report includes all of your General Test and Subject Test scores earned from July 1, 2008 to the present. Only reported scores are available for display.

General Test Scores

Test Date MM/DD/YYYY	Verbal Reasoning*				Quantitative Reasoning*				Analytical Writing	
	Prior Format	Current Format			Prior Format	Current Format				
	Scaled Score	Estimated Current Score	Scaled Score	% Below	Scaled Score	Estimated Current Score	Scaled Score	% Below	Score	% Below
10/28/2015			144	23			161	79	2.5	07
04/09/2015			139	09			153	51	3.0	17

NS - No Score. Indicates that no questions were answered.

* The GRE Verbal Reasoning and Quantitative Reasoning score scales changed in August 2011. For tests taken August 2011 or later, scores are printed in the "Current Format" columns. For tests taken before August 2011, scores on the prior scales and the corresponding estimated scores on the current scales are printed in the "Prior Format" columns.

Subject Test Scores

Test Date	Test Name / Subscore Name	Scaled Score	% Below
-----------	---------------------------	--------------	---------

Score Recipient(s)

Your score reporting history is shown below. "Pending" indicates your scores are not yet available, or your order has not yet been processed.

Undergraduate Institution				
Report Date	Institution (Code)	Department (Code)	Test Type	Test Date

Score Recipient(s)

Report Date	Institution or Fellowship Sponsor (Code)	Department (Code)	Test Type	Test Date
03/02/2016	U N Texas (6481)	Computer Science (0402)	General Test	10/28/2015
03/02/2016	Georgia St U (5251)	Computer Science (0402)	General Test	10/28/2015
03/02/2016	U South Florida (5828)	Computer Science (0402)	General Test	10/28/2015
11/06/2015	West Virginia St U (5903)	Computer Science (0402)	General Test	10/28/2015
11/06/2015	U Texas Arlington (6013)	Computer Science (0402)	General Test	10/28/2015
11/06/2015	Northern Illinois U (1559)	Computer Science (0402)	General Test	10/28/2015
11/06/2015	Texas Tech U (6827)	Computer Science (0402)	General Test	10/28/2015
04/17/2015	Michigan St U (1465)	Computer Science (0402)	General Test	04/09/2015
04/17/2015	Northwestern Poly U (5485)	Computer Science (0402)	General Test	04/09/2015
04/17/2015	North Carolina St U (5496)	Computer Science (0402)	General Test	04/09/2015
04/17/2015	Arizona State U (4007)	Computer Science (0402)	General Test	04/09/2015

* Undergraduate Institution does not wish to receive scores

** Score recipient not valid/active

About Your GRE® Score Report

Score Reporting Policies

With the ScoreSelect® option, you can decide which test scores to send to the institutions you designate. There are three options to choose from:

- Most Recent option - Send your scores from your most recent test administration
- All option - Send your scores from all administrations in the last five years
- Any option - Send your scores from one OR as many test administrations in the last five years (this option is not available on test day when you select up to four FREE score reports)

Scores for a test administration must be reported in their entirety. Institutions will receive score reports that show only the scores that you selected to send to them. There will be no special indication if you have taken additional GRE tests. See the GRE® Information Bulletin for details. The policies and procedures explained in the Bulletin for the current testing year supersede previous policies and procedures in previous bulletins.

Scores will be sent to designated score recipients approximately 10-15 days after a computer-delivered test and 5 weeks after a paper-delivered test. If your scores are not available for any reason, you will see "Not Available" in Your Test Score History.

GRE test scores are reportable according to the following policies:

- For tests taken prior to July 1, 2016, scores are reportable for five (5) years following the testing year in which you tested (July 1 - June 30). For example, scores for a test taken on May 15, 2015, are reportable through June 30, 2020. GRE scores earned prior to August 2011 are no longer reportable.
- For tests taken on or after July 1, 2016, scores are reportable for five (5) years following your test date. For example, scores for a test taken on July 3, 2016, are reportable through July 2, 2021.


Note: Score recipients will only receive scores from test administrations that you have selected to send to them.

Note: This report is not valid for transmission of scores to an institution.

Last (Family/Surname) Name First (Given) Name Middle Initial

Print Date: 6/5/31/2014

Surname	WANG
E-mail Address:	NODYPRADITHAN@gmail.com
Phone Number:	7893346805
Date of Birth:	12/11/1984
Social Security Number (last 4 digits):	
Campus:	Veter
Intended Graduate Major Code:	0402
Intended Graduate Major:	Computer and Information Sciences - Computer Science
Most Recent Test Date:	02/11/2015
Registration Number:	7748332



All dates are formatted as MM/DD/YYYY.

This score report includes all of your General Test and Subject Test scores earned from July 1, 2008 to the present. Only reported scores are available for display.

General Test Scores

Test Date MM/DD/YYYY	Verbal Reasoning*				Quantitative Reasoning*				Analytical Writing	
	Prior Format		Current Format		Prior Format		Current Format		Score	% Below
	Scaled Score	Estimated Current Score	Scaled Score	% Below	Scaled Score	Estimated Current Score	Scaled Score	% Below		
02/11/2015			151	50			162	83	3.5	38

NS - No Score. Indicates that no questions were answered.

* The GRE Verbal Reasoning and Quantitative Reasoning score scales changed in August 2011. For tests taken August 2011 or later, scores are printed in the "Current Format" columns. For tests taken before August 2011, scores on the prior scales and the corresponding estimated scores on the current scales are printed in the "Prior Format" column.

Subject Test Scores

Test Date	Test Name / Subscore Name	Scaled Score	% Below
-----------	---------------------------	--------------	---------

Score Recipient(s)

Your score reporting history is shown below. "Pending" indicates your scores are not yet available, or your order has not yet been processed.

Undergraduate Institution

Report Date	Institution (Code)	Department (Code)	Test Type	Test Date
-------------	--------------------	-------------------	-----------	-----------

Score Recipient(s)

Report Date	Institution or Fellowship Sponsor (Code)	Department (Code)	Test Type	Test Date
02/20/2015	Illinois State U (1319)	Computer Science (0402)	General Test	02/11/2015
02/20/2015	U West Florida (5833)	Computer Science (0402)	General Test	02/11/2015
02/20/2015	Texas St U San Marcos (6667)	Computer Science (0402)	General Test	02/11/2015
02/20/2015	California St U San Marcos (4155)	Computer Science (0402)	General Test	02/11/2015

OLIVE TILLOTSON, *University of Cambridge*

QUESTIONS ABOUT THIS GRE EXAMINEE SCORE REPORT

Information to help you interpret your GRE scores is available at www.ets.org/grepubs. If you have any questions concerning this GRE Report of Scores, call ETS at 1-800-771-7679 or 1-866-473-4373 (toll free for test takers in the U.S., U.S. Territories*, and Canada) between 8:00 a.m. and 7:45 p.m. EST or email gre-info@ets.org. For information about interpreting your scores, consult *Interpreting Your GRE Scores*, which is available at www.ets.org/gre/understand.

*Includes American Samoa, Guam, Puerto Rico, and U.S. Virgin Islands

DOI: 10.1002/for

Information pertaining to scores reporting and data and secondary measures are revised by the GRE Board. The policies and procedures explained in this 2013-14 GRE Information and Registration Bulletin are effective only for the time period of August 1, 2013 to June 30, 2014 and supersede previous policies and procedures in previous bulletins. GRE scores are reportable for five(5) years following the testing year (July 1 to June 30) in which you tested. Currently, GRE scores earned after July 1, 2008 are available.

PERCENTILE RANK (% BELOW)

The percentile ranks in this report indicate the percentage of examinees who scored below your score. Note that these percentile ranks may be different from those that applied when the scores were originally reported to you if the scores were earned prior to July 2013. This reflects annual updating of these data to permit admissions officers to compare scores, whenever earned, with those for a recent

THE UNIVERSITY OF CHICAGO

You can take the GRE revised General Test once every 21 days, and up to five times within any continuous rolling 12-month period. This applies even if you canceled your scores on a test taken previously. You may take the paper-based GRE revised General Test and GRE Subject Tests as often as they are offered.

Note: This policy will be enforced even if a violation is not immediately identified (e.g., inconsistent registration information) and test scores have been reported. In such cases, the invalid scores will be canceled and score recipients will be notified of the cancellation. Test fees will be forfeited.

SCORES NOT REPORTED

1. The following information is provided for the year ended 31 December 2019:

• Your reportable score record does not include scores for the requested test.

Note: This report is not valid for transmission of scores to an institution.

Name: DHODDA, PRUTHVIDHARREDDY

Last (Family/Surname) Name, First (Given) Name Middle Name

Email: reddypruthvidhar@gmail.com

Gender: M

Date of Birth: 11 Dec 1994

Registration Number: 0000 0000 2542 7804

Test Date: 22 Aug 2015

Sponsor Code:

1108821001868

DHODDA, PRUTHVIDHARREDDY

10-2-372/5/A, PTC ROAD

NEAR WATER TANK

VIDHYANAGAR

KARIMNAGAR

KARIMNAGAR, TELANGANA 505001

India



TOEFL Scaled Scores

Reading 28

Listening 29

Speaking 24

Writing 24

Total Score 105

Country of Birth: India

Native Language: TELUGU

Test Center: ITI1017A - Prometric Testing Private Limited

Test Center Country: India

Inst. Code Dept. Code

6870 99

5105 99

4007 99

6546 99

Security Identification

ID Type: Passport

ID No.: xxxxxxxxxxxxxxxxxxxxxxx1575

Issuing Country: India

15

Reading Skills	Level	Your Performance
Reading	High	<p>Test takers who receive a score at the HIGH level, as you did, typically understand academic texts in English that require a wide range of reading abilities regardless of the difficulty of the texts.</p> <p>Test takers who score at the HIGH level, typically</p> <ul style="list-style-type: none"> • have a very good command of academic vocabulary and grammatical structure; • can understand and connect information, make appropriate inferences, and synthesize ideas, even when the text is conceptually dense and the language is complex; • can recognize the expository organization of a text and the role that specific information serves within the larger text, even when the text is conceptually dense; and • can abstract major ideas from a text, even when the text is conceptually dense and contains complex language.
Listening Skills	Level	Your Performance
Listening	High	<p>Test takers who receive a score at the HIGH level, as you did, typically understand conversations and lectures in English that present a wide range of listening demands. These demands can include difficult vocabulary (uncommon terms, or colloquial or figurative language), complex grammatical structures, abstract or complex ideas, and/or making sense of unexpected or seemingly contradictory information.</p> <p>When listening to lectures and conversations like these, test takers at the HIGH level typically can</p> <ul style="list-style-type: none"> • understand main ideas and important details, whether they are stated or implied; • distinguish more important ideas from less important ones; • understand how information is being used (for example, to provide evidence for a claim or describe a step in a complex process); • recognize how pieces of information are connected (for example, in a cause-and-effect relationship); • understand many different ways that speakers use language for purposes other than to give information (for example, to emphasize a point, express agreement or disagreement, or convey intentions indirectly); and • synthesize information, even when it is not presented in sequence, and make correct inferences on the basis of that information.



Copyright © 2013 by Educational Testing Service. All rights reserved. ETS, the ETS logo, TOEFL, and TOEFL iBT are registered trademarks of Educational Testing Service (ETS) in the United States and other countries. Other products and services mentioned herein may be trademarks of their respective owners.

Test Report Form

ACADEMIC

NOTE Admission to undergraduate and post graduate courses should be based on the ACADEMIC Reading and Writing Modules.
GENERAL TRAINING Reading and Writing Modules are **not** designed to test the full range of language skills required for academic purposes.
It is recommended that the candidate's language ability as indicated in this Test Report Form be re-assessed after two years from the date of the test.

Centre Number

IN001

Date

09/JUL/2016

Candidate Number

068836

Candidate Details

Family Name

GOPIDI

First Name

NAVYATHA REDDY

Candidate ID

K3133055



Date of Birth

01/11/1994

Sex (M/F)

F

Scheme Code

Private Candidate

Country or Region of Origin

Country of Nationality

INDIA

First Language

ENGLISH

Test Results

Listening

7.0

Reading

5.5

Writing

7.0

Speaking

7.5

Overall Band Score

7.0

CEFR Level


C1

Administrator Comments

Centre stamp



Validation stamp



Administrator's Signature

[Handwritten Signature]

Date

21/07/2016

Test Report Form Number

16IN068836GOPN001A

ETS TOEFL iBT® TOEFL iBT® Test Taker Score Report

THIS IS A PDF DOWNLOADED AND PRINTED BY THE TEST TAKER, INTENDED FOR THE TEST TAKER'S PERSONAL RECORDS.

Name: **Lakkam, Satish Nandan Reddy**

Last (Family/Surname) Name, First (Given) Name Middle Name

Email: satish.lakkam@gmail.com

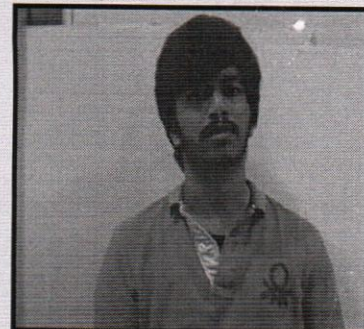
Gender: M

Registration Number: 0000 0000 2581 8952

Date of Birth: 18 Jul 1995

Test Date: 26 Sep 2015 Sponsor Code:

Lakkam, Satish Nandan Reddy
34-30, Bandarnagar, Wanaparthy
Mahaboobnagar, Telangana 509103
India



TOEFL iBT Scaled Scores

Reading	27
Listening	23
Speaking	23
Writing	22
Total Score	95

Country of Birth: India

Native Language: TELUGU

Test Center: STN14592A - St. Francis College for Women - Hyderabad

Test Center Country: India

Inst. Code	Dept. Code
4687	99

Security Identification

ID Type: Passport

ID No.: xxxxxxxxxxxxxxxxxxxxx8812

Issuing Country: India

85

Reading Skills	Level	Your Performance
Reading	High	<p>Test takers who receive a score at the HIGH level, as you did, typically understand academic texts in English that require a wide range of reading abilities regardless of the difficulty of the texts.</p> <p>Test takers who score at the HIGH level, typically</p> <ul style="list-style-type: none">• have a very good command of academic vocabulary and grammatical structure;• can understand and connect information, make appropriate inferences, and synthesize ideas, even when the text is conceptually dense and the language is complex;• can recognize the expository organization of a text and the role that specific information serves within the larger text, even when the text is conceptually dense; and• can abstract major ideas from a text, even when the text is conceptually dense and contains complex language.
Listening Skills	Level	Your Performance
Listening	High	<p>Test takers who receive a score at the HIGH level, as you did, typically understand conversations and lectures in English that present a wide range of listening demands. These demands can include difficult vocabulary (uncommon terms, or colloquial or figurative language), complex grammatical structures, abstract or complex ideas, and/or making sense of unexpected or seemingly contradictory information.</p> <p>When listening to lectures and conversations like these, test takers at the HIGH level typically can</p> <ul style="list-style-type: none">• understand main ideas and important details, whether they are stated or implied;• distinguish more important ideas from less important ones;• understand how information is being used (for example, to provide evidence for a claim or describe a step in a complex process);• recognize how pieces of information are connected (for example, in a cause-and-effect relationship);• understand many different ways that speakers use language for purposes other than to give information (for example, to emphasize a point, express agreement or disagreement, or convey intentions indirectly); and• synthesize information, even when it is not presented in sequence, and make correct inferences on the basis of that information.



Copyright © 2015 by Educational Testing Service. All rights reserved. ETS, the ETS logos, TOEFL, and TOEFL iBT are registered trademarks of Educational Testing Service (ETS) in the United States and other countries.

B. Venkatesh

1602-12-736-118

IELTS

Test Report Form

ACADEMIC

NOTE Admission to undergraduate and post graduate courses should be based on the ACADEMIC Reading and Writing Modules.
GENERAL TRAINING Reading and Writing Modules are not designed to test the full range of language skills required for academic purposes.
It is recommended that the candidate's language ability as indicated in this Test Report Form be re-assessed after two years from the date of the test.

Centre Number

IN855

Date

09/JAN/2016

Candidate Number

217836

Candidate Details

Family Name

BOLLA

First Name

VENKATESH

Candidate ID

M7411317



Date of Birth

01/02/1994

Sex (M/F)

M

Scheme Code

Private Candidate

Country or Region
of OriginCountry of
Nationality

INDIA

First Language

TELUGU

Test Results

Listening

6.5

Reading

5.5

Writing

5.5

Speaking

6.0

Overall
Band
Score

6.0

CEFR
Level

B2

Administrator Comments

Centre stamp



Validation stamp

Administrator's
Signature

Date

22/01/2016

Test Report Form
Number

15IN217836BOLV855A



Bolla, Venkatesh

B. Venkatesh

1602-12-736-118

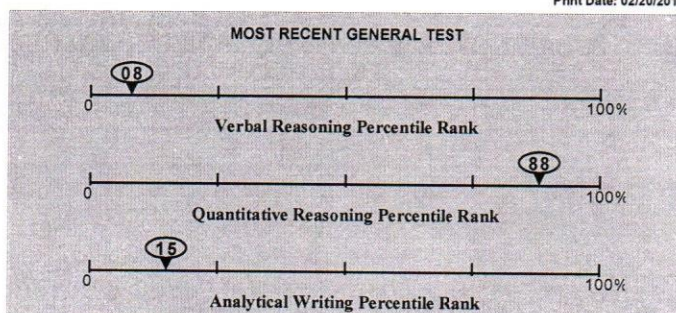
Examinee Score Report

Note: This report is not valid for transmission of scores to an institution.

Last (Family/Surname) Name, First (Given) Name, Middle Initial

Print Date: 02/20/16

Address:	3-37/1, Ramachandrapuram Jalimudi, madhira, Telangana Khammam, 507203
Email Address:	bollavenkatesh98@gmail.com
Phone Number:	8142540806
Date of Birth:	02/01/1994
Social Security Number (last 4 digits):	
Gender:	Male
Intended Graduate Major Code:	1502
Intended Graduate Major:	Engineering -- Mechanical - Mechanical Engineering
Most Recent Test Date:	09/01/2015
Registration Number:	3765049



All dates are formatted as MM/DD/YYYY.

This score report includes all of your General Test and Subject Test scores earned from July 1, 2008 to the present. Only reported scores are available for display.

General Test Scores

Test Date MM/DD/YYYY	Verbal Reasoning*				Quantitative Reasoning*				Analytical Writing	
	Prior Format	Current Format			Prior Format	Current Format			Score	% Below
09/01/2015	Scaled Score	Estimated Current Score	Scaled Score	% Below	Scaled Score	Estimated Current Score	Scaled Score	% Below	Score	% Below
			139	08			164	88	3.0	15

No Score. Indicates that no questions were answered.

* GRE Verbal Reasoning and Quantitative Reasoning score scales changed in August 2011. For tests taken August 2011 or later, scores are printed in the "Current Format" columns. For tests taken before August 2011, scores on the prior scale and the corresponding estimated scores on the current scales are printed in the "Prior Format" columns.

Subject Test Scores

Test Date	Test Name / Subscore Name	Scaled Score	% Below
-----------	---------------------------	--------------	---------

Score Recipient(s)

Your score reporting history is shown below. "Pending" indicates your scores are not yet available, or your order has not yet been processed.

Undergraduate Institution				
Report Date	Institution (Code)	Department (Code)	Test Type	Test Date

Score Recipient(s)				
Report Date	Institution or Fellowship Sponsor (Code)	Department (Code)	Test Type	Test Date

* Undergraduate Institution does not wish to receive scores

** Score recipient not valid/active

QUESTIONS ABOUT THIS GRE EXAMINEE SCORE REPORT

Information to help you interpret your GRE scores is available at www.ets.org/gre/stupubs. If you have any questions concerning this GRE Report of Scores, call ETS at 1-609-771-7679 or 1-866-473-4373 (toll free for test takers in the U.S., U.S. Territories*, and Canada) between 8:00 a.m. and 7:45 p.m. EST or email gre-info@ets.org. For information about interpreting your scores, consult [Interpreting Your GRE Scores](#), which is available at www.ets.org/gre/understand.

*Includes American Samoa, Guam, Puerto Rico, and U.S. Virgin Islands

SCORE REPORTING

Policies pertaining to score reporting and use are periodically reviewed and revised by the GRE Board. The policies and procedures explained in the 2013-14 GRE Information and Registration Bulletin are effective only for the time period of August 1, 2013 to June 30, 2014 and supersede previous policies and procedures in previous bulletins. GRE scores are reportable for five(5) years following the testing year (July 1 to June 30) in which you tested. Currently, GRE scores earned after July 1, 2008 are available.

PERCENTILE RANK (% BELOW)

The percentile ranks in this report indicate the percentage of examinees who scored below your score. Note that these percentile ranks may be different from those that applied when the scores were originally reported to you if the scores were earned prior to July 2013. This reflects annual updating of these data to permit admissions officers to compare scores, whenever earned, with those for a recent reference group.

RETAKE A GRE TEST

You can take the GRE revised General Test once every 21 days, and up to five times within any continuous rolling 12-month period. This applies even if you canceled your scores on a test taken previously. You may take the paper-based GRE revised General Test and GRE Subject Tests as often as they are offered.

Note: This policy will be enforced even if a violation is not immediately identified (e.g., inconsistent registration information) and test scores have been reported. In such cases, the invalid scores will be canceled and score recipients will be notified of the cancellation. Test fees will be forfeited.

SCORES NOT REPORTED

"Scores Not Reported" is listed in the Report Date column of the Score Recipients section of your score report if one of three scenarios occurs:

- You requested scores to be sent to an undergraduate institution that does not receive scores.
- The code for the graduate institution you designated to receive scores is no longer active.
- Your reportable score record does not include scores for the requested test.

Note: This report is not valid for transmission of scores to an institution.

1602-12-736-118



H+ 80% 1:48 p.m.

[← AD-IDPIND](#)

DELETE

Pramod Kumar
1602-12-736-
086

Friday, 22 January 2016

Passport No. M5482657
Your Indicative IDP: IELTS
Test Result of 09 Jan 2016, is
L=6.00,
R=5.50,
W=5.50,
S=6.00,
OverAll=6.00 Scores in TRF
will be Final

3:18 p.m.



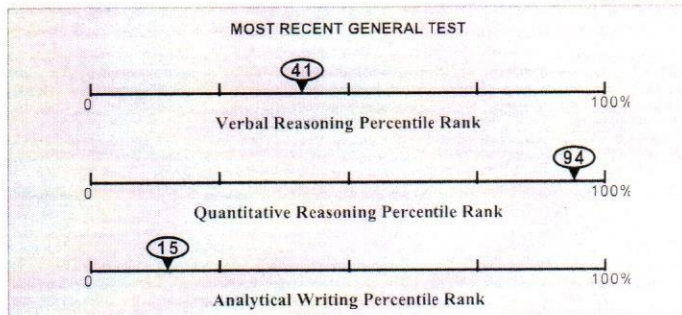
Last (Family/Surname) Name, First (Given) Name, Middle Initial

Print Date: 06/29/2016

Address:	MIG 304, BALAJINAGAR, APHB KUKATPALLY Hyderabad, 500072
Email Address:	ysainitin@gmail.com
Phone Number:	8801108812
Date of Birth:	02/01/1995
Social Security Number (last 4 digits):	
Gender:	Male
Intended Graduate Major Code:	1502
Intended Graduate Major:	Engineering -- Mechanical - Mechanical Engineering
Most Recent Test Date:	10/27/2015
Registration Number:	4653896

All dates are formatted as MM/DD/YYYY.

This score report includes all of your General Test and Subject Test scores earned from July 1, 2008 to the present. Only reported scores are available for display.



General Test Scores

Test Date MM/DD/YYYY	Verbal Reasoning*				Quantitative Reasoning*				Analytical Writing	
	Prior Format		Current Format		Prior Format		Current Format		Score	% Below
	Scaled Score	Estimated Current Score	Scaled Score	% Below	Scaled Score	Estimated Current Score	Scaled Score	% Below		
10/27/2015			149	41			167	94	3.0	15
03/30/2015			137	05			162	83	2.0	02

3 - No Score. Indicates that no questions were answered.

The GRE Verbal Reasoning and Quantitative Reasoning score scales changed in August 2011. For tests taken August 2011 or later, scores are printed in the "Current Format" columns. For tests taken before August 2011, scores on the prior scales and the corresponding estimated scores on the current scales are printed in the "Prior Format" columns.

Subject Test Scores

Test Date	Test Name / Subscore Name	Scaled Score	% Below
-----------	---------------------------	--------------	---------

Score Recipient(s)

Your score reporting history is shown below. "Pending" indicates your scores are not yet available, or your order has not yet been processed.

Undergraduate Institution				
Report Date	Institution (Code)	Department (Code)	Test Type	Test Date
11/04/2015	Michigan St U (1465)	Mechanical Engineering (1502)	General Test	10/27/2015

Score Recipient(s)				
Report Date	Institution or Fellowship Sponsor (Code)	Department (Code)	Test Type	Test Date
01/06/2016	Case Western Reserve U (1105)	Mechanical Engineering (1502)	General Test	10/27/2015
01/06/2016	Michigan Tech U (1464)	Mechanical Engineering (1502)	General Test	10/27/2015
12/30/2015	Northeastern U Engineering (3665)	Mechanical Engineering (1502)	General Test	10/27/2015
12/30/2015	North Carolina St U (5496)	Mechanical Engineering (1502)	General Test	10/27/2015
12/30/2015	U Delaware (5811)	Mechanical Engineering (1502)	General Test	10/27/2015
12/30/2015	U Illinois Chicago (1851)	Mechanical Engineering (1502)	General Test	10/27/2015
11/04/2015	Pennsylvania St U All Campuses (2660)	NONE ()	General Test	10/27/2015
11/04/2015	Michigan St U (1465)	NONE ()	General Test	10/27/2015
11/04/2015	U Nebraska Lincoln (6877)	NONE ()	General Test	10/27/2015
11/04/2015	Illinois State U (1319)	NONE ()	General Test	10/27/2015

* Undergraduate Institution does not wish to receive scores

** Score recipient not valid/active

QUESTIONS ABOUT THIS GRE EXAMINEE SCORE REPORT

Information to help you interpret your GRE scores is available at www.ets.org/gre/stupubs. If you have any questions concerning this GRE Report of Scores, call ETS at 1-609-771-7679 or 1-866-473-4373 (toll free for test takers in the U.S., U.S. Territories*, and Canada) between 8:00 a.m. and 7:45 p.m. EST or email gre-info@ets.org. For information about interpreting your scores, consult **Interpreting Your GRE Scores**, which is available at www.ets.org/gre/understand.

*Includes American Samoa, Guam, Puerto Rico, and U.S. Virgin Islands

SCORE REPORTING

Policies pertaining to score reporting and use are periodically reviewed and revised by the GRE Board. The policies and procedures explained in the 2013-14 *GRE Information and Registration Bulletin* are effective only for the time period of August 1, 2013 to June 30, 2014 and supersede previous policies and procedures in previous bulletins. GRE scores are reportable for five(5) years following the testing year (July 1 to June 30) in which you tested. Currently, GRE scores earned after July 1, 2008 are available.

PERCENTILE RANK (% BELOW)

The percentile ranks in this report indicate the percentage of examinees who scored below your score. Note that these percentile ranks may be different from those that applied when the scores were originally reported to you if the scores were earned prior to July 2013. This reflects annual updating of these data to permit admissions officers to compare scores, whenever earned, with those for a recent reference group.

RETAKING A GRE TEST

You can take the GRE revised General Test once every 21 days, and up to five times within any continuous rolling 12-month period. This applies even if you canceled your scores on a test taken previously. You may take the paper-based GRE revised General Test and GRE Subject Tests as often as they are offered.

Note: This policy will be enforced even if a violation is not immediately identified (e.g., inconsistent registration information) and test scores have been reported. In such cases, the invalid scores will be canceled and score recipients will be notified of the cancellation. Test fees will be forfeited.

IELTS™

Sainitin

1602-12-736-100

Test Report Form

ACADEMIC

NOTE Admission to undergraduate and post graduate courses should be based on the ACADEMIC Reading and Writing Modules.
GENERAL TRAINING Reading and Writing Modules are **not** designed to test the full range of language skills required for academic purposes.
It is recommended that the candidate's language ability as indicated in this Test Report Form be re-assessed **after two years** from the date of the test.

Centre Number Date Candidate Number

Candidate Details

Family Name

First Name

Candidate ID



Date of Birth Sex (M/F) Scheme Code

Country or Region of Origin

Country of Nationality

First Language

Test Results

Listening	<input type="text" value="7.0"/>	Reading	<input type="text" value="8.0"/>	Writing	<input type="text" value="6.0"/>	Speaking	<input type="text" value="6.5"/>	Overall Band Score	<input type="text" value="7.0"/>	CEFR Level	<input type="text" value="C1"/>
-----------	----------------------------------	---------	----------------------------------	---------	----------------------------------	----------	----------------------------------	--------------------	----------------------------------	------------	---------------------------------

Administrator Comments

Centre stamp



Validation stamp



Administrator's Signature

[Signature]

Date

Test Report Form Number



CAMBRIDGE ENGLISH
Language Assessment
Part of the University of Cambridge

patla, pramodkumarreddy

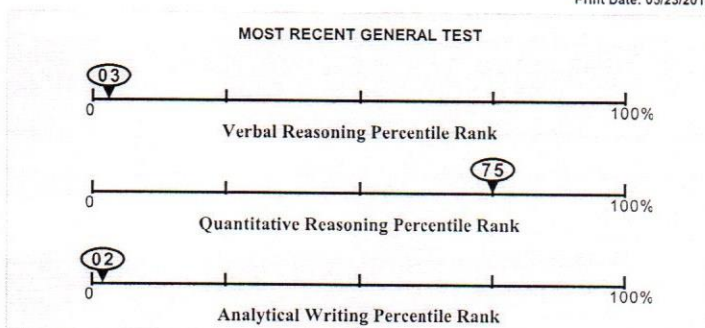
Examinee Score Report

Note: This report is not valid for transmission of scores to an institution.

Last (Family/Surname) Name, First (Given) Name, Middle Initial

Print Date: 05/23/2016

Address:	h no 18-202/9 greenland colony shadnagar mahabubnagar, 509216
Email Address:	pramodreddy.patla@gmail.com
Phone Number:	9700565658
Date of Birth:	06/14/1995
Social Security Number (last 4 digits):	
Gender:	Male
Intended Graduate Major Code:	1502
Intended Graduate Major:	Engineering -- Mechanical - Mechanical Engineering
Most Recent Test Date:	11/14/2015
Registration Number:	4847984



All dates are formatted as MM/DD/YYYY.

This score report includes all of your General Test and Subject Test scores earned from July 1, 2008 to the present. Only reported scores are available for display.

General Test Scores

Test Date MM/DD/YYYY	Verbal Reasoning*				Quantitative Reasoning*				Analytical Writing	
	Prior Format Scaled Score	Estimated Current Score	Current Format Scaled Score	% Below	Prior Format Scaled Score	Estimated Current Score	Current Format Scaled Score	% Below	Score	% Below
11/14/2015			136	03			159	75	2.0	02

* Score. Indicates that no questions were answered.
 ** The Verbal Reasoning and Quantitative Reasoning score scales changed in August 2011. For tests taken August 2011 or later, scores are printed in the "Current Format" columns. For tests taken before August 2011, scores on the prior scale and the corresponding estimated scores on the current scales are printed in the "Prior Format" columns.

Subject Test Scores

Test Date	Test Name / Subscore Name	Scaled Score	% Below
-----------	---------------------------	--------------	---------

Score Recipient(s)

Your score reporting history is shown below. "Pending" indicates your scores are not yet available, or your order has not yet been processed.

Undergraduate Institution

Report Date	Institution (Code)	Department (Code)	Test Type	Test Date

Report Date	Institution or Fellowship Sponsor (Code)	Department (Code)	Test Type	Test Date
11/25/2015	American Baptist Seminary West (4016)	Computer Systems Analysis (0409)	General Test	11/14/2015

* Undergraduate Institution does not wish to receive scores
 ** Score recipient not valid/active

QUESTIONS ABOUT THIS GRE EXAMINEE SCORE REPORT

Information to help you interpret your GRE scores is available at www.ets.org/gre/stupubs. If you have any questions concerning this GRE Report of Scores, call ETS at 1-609-771-7679 or 1-866-473-4373 (toll free for test takers in the U.S., U.S. Territories*, and Canada) between 8:00 a.m. and 7:45 p.m. EST or email gre-info@ets.org. For information about interpreting your scores, consult *Interpreting Your GRE Scores*, which is available at www.ets.org/gre/understand.
 *Includes American Samoa, Guam, Puerto Rico, and U.S. Virgin Islands

SCORE REPORTING

Policies pertaining to score reporting and use are periodically reviewed and revised by the GRE Board. The policies and procedures explained in the 2013-14 *GRE Information and Registration Bulletin* are effective only for the time period of August 1, 2013 to June 30, 2014 and supersede previous policies and procedures in previous bulletins. GRE scores are reportable for five(5) years following the testing year (July 1 to June 30) in which you tested. Currently, GRE scores earned after July 1, 2008 are available.

PERCENTILE RANK (% BELOW)

The percentile ranks in this report indicate the percentage of examinees who scored below your score. Note that these percentile ranks may be different from those that applied when the scores were originally reported to you if the scores were earned prior to July 2013. This reflects annual updating of these data to permit admissions officers to compare scores, whenever earned, with those for a recent reference group.

RETAKEING A GRE TEST

You can take the GRE revised General Test once every 21 days, and up to five times within any continuous rolling 12-month period. This applies even if you canceled your scores on a test taken previously. You may take the paper-based GRE revised General Test and GRE Subject Tests as often as they are offered.
 Note: This policy will be enforced even if a violation is not immediately identified (e.g., inconsistent registration information) and test scores have been reported. In such cases, the invalid scores will be canceled and score recipients will be notified of the cancellation. Test fees will be forfeited.

SCORES NOT REPORTED

"Scores Not Reported" is listed in the Report Date column of the Score Recipients section of your score report if one of three scenarios occurs:

- You requested scores to be sent to an undergraduate institution that does not receive scores.
- The code for the graduate institution you designated to receive scores is no longer active.
- Your reportable score record does not include scores for the requested test.

Note: This report is not valid for transmission of scores to an institution.